

# **Student and Exchange Visitor Information System**

## **General Summary Quarterly Review**

For the quarter ending December 31<sup>th</sup>, 2012

January 2nd, 2013



## Table of Contents

Page

I. Introduction	2
II. Management Summary	3
III. School Data	4
IV. F-1 and M-1 Nonimmigrant Student Data	6



### SEVP and SEVIS

The Student and Exchange Visitor Program (SEVP) manages the Student and Exchange Visitor Information System (SEVIS). SEVP is a program under the Immigration and Customs Enforcement (ICE) agency within Department of Homeland Security (DHS).

SEVIS came online in 2003 to track and monitor the status and activities of nonimmigrant students and exchange visitors (EVs) who enter the United States. This web-based system collects real-time information on nonimmigrant students, EVs, approved schools, and program sponsors. This information is available to a variety of stakeholders. SEVIS also retains information on Exchange Visitor Program sponsors and visitors that are approved by the Department of State (DoS). The DoS web site is <http://eca.state.gov/jexchanges/index.cfm>

This quarterly review is based on information retrieved on January 1st, 2013. As SEVIS is a real-time data base, exact numbers within this review were accurate as of the date retrieved. The below list contains the various organizations, including DHS – ICE Counterterrorism and Criminal Exploitation Unit (CTCEU), that request data and information stored in SEVIS. SEVP continues to see the number of requests increase as SEVP’s abilities and SEVIS’ capabilities expand.

DHS - ICE (SEVP)  
Department of State (DoS)  
Exchange Visitor Programs  
Congress  
Private Organizations

DHS - ICE (CTCEU)  
Schools  
Embassies and Consulates  
Law Enforcement and Intelligence Agencies  
Other Governmental Agencies and Entities



### Management Review Summary

The SEVIS “General Summary Quarterly Review” is produced to provide a snap-shot of useful information to SEVP management and a variety of SEVIS stakeholders.

This edition of the review represents a sample of information collected from SEVIS data on January 1st, 2013.

Since the program’s inception, the total volume of data in SEVIS continues to grow. On January 1st, 2013, SEVIS contained records for **1,215,775** active nonimmigrant students, exchange visitors, and their dependents. The total number of records for all F-1, M-1, and J-1 visa holders has increased to approximately **10.3 million**.

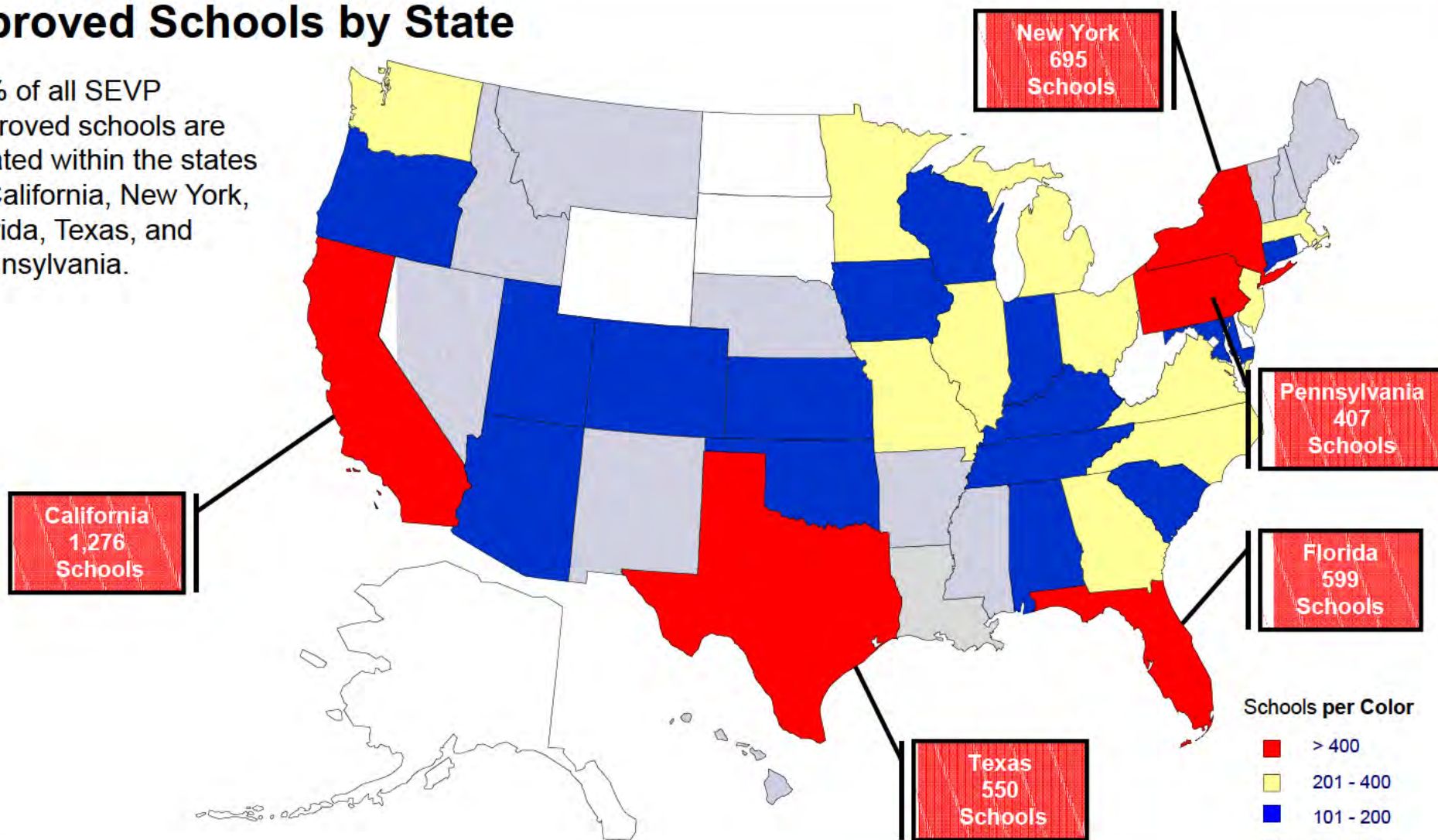
SEVIS Program Totals as of January 1<sup>st</sup>, 2013

Metric	Total
<b>Schools</b>	
Approved	9,773
<b>Students (F-1 &amp; M-1)</b>	
Active	910,755
Dependents	86,367
Completed	1,808,445
Metric	Total
<b>Exchange Visitors Programs</b>	
Active	1,415
<b>Exchange Visitors (J-1)</b>	
Active	166,460
Dependents	52,193
Inactive	2,808,794



## Approved Schools by State

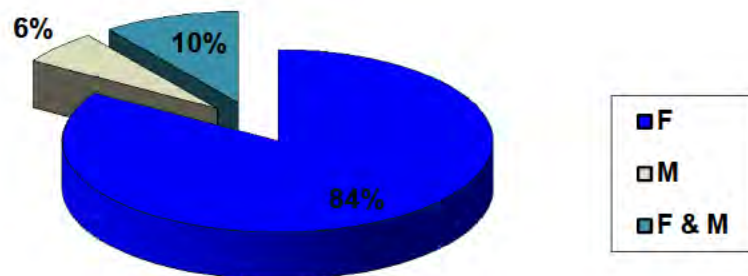
- ▶ 36% of all SEVP approved schools are located within the states of California, New York, Florida, Texas, and Pennsylvania.





## Approved Schools

**% of Approved Schools with Active Students**



# of Active Students	# of Schools
>5,000	19
1,001 - 5,000	184
501 - 1,000	163
101 - 500	897
51 - 100	728
11 - 50	1,899
1 - 10	2,762
0	3,121

**Top Five F-1 and M-1 Approved Schools**

School Name	# of Active Students
Cornell University	4,571
Santa Monica College	3,236
Houston Community College System	3,017
The University of Iowa	2,983
Northern Virginia Community College	1,859

**Top Five F-1 Approved Schools**

School Name	# of Active Students
University of Southern California	9,321
Purdue University	9,305
The City University of New York	9,232
University of Illinois	8,584
Columbia University in the City of New York	7,992

**Top Five M-1 Approved Schools**

School Name	# of Active Students
Bethel School of Supernatural Ministry	710
TransPac Aviation Academy	397
ORLANDO FLIGHT TRAINING	234
U.S. Aviation Academy	222
IASCO Flight Crew Training Center	219

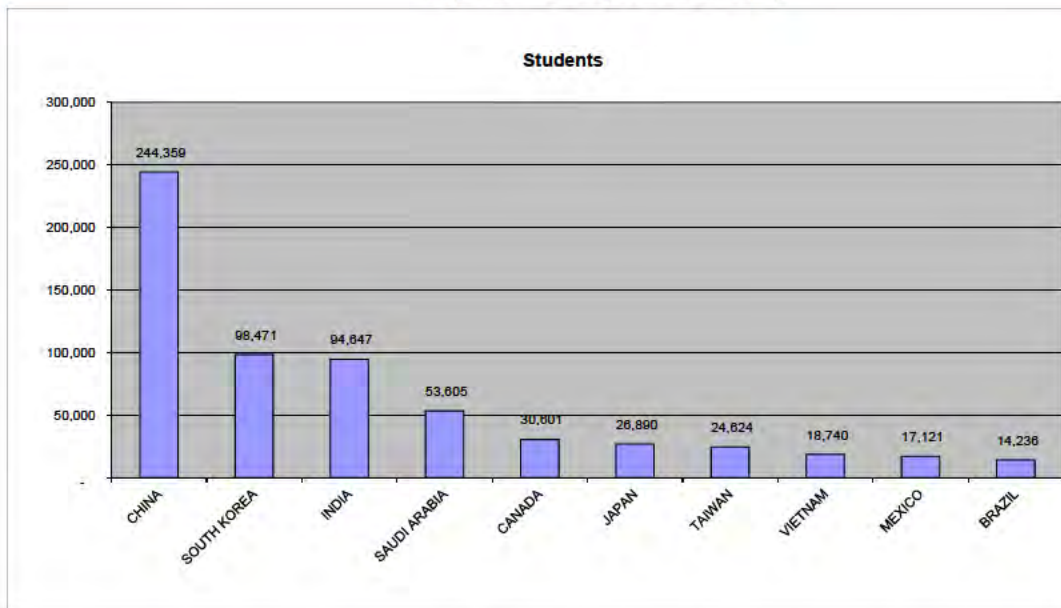


## IV. F-1 & M-1 Nonimmigrant Student Data

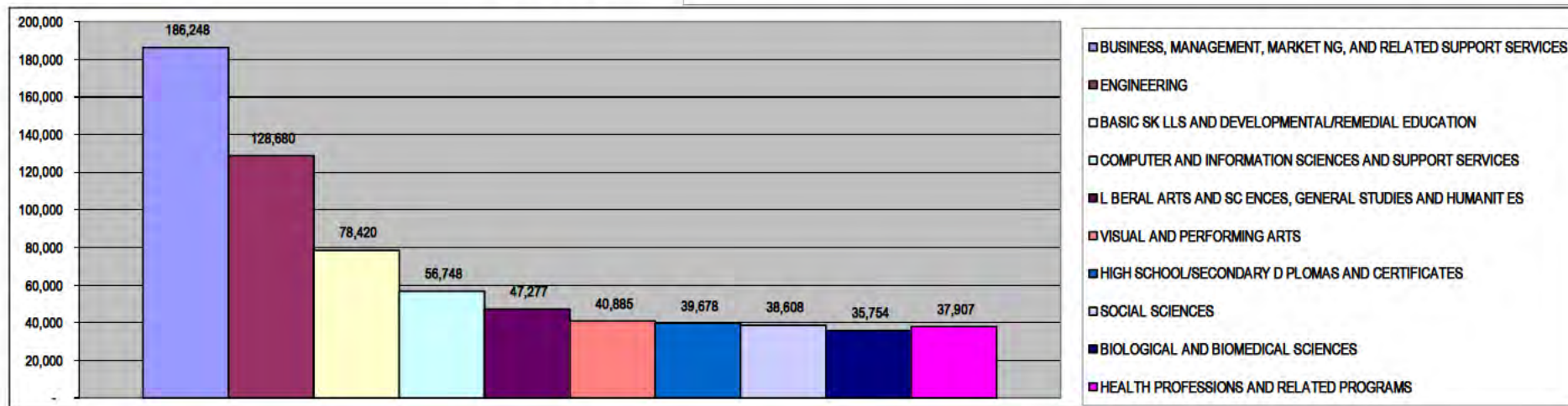
### Geographic Region and Major

- ▶ China is the country with the highest number of Active students (244,359).
- ▶ The leading Major continues to be Business for 186,248 international students.
- ▶ DHS certified schools may offer multiple curricula but must be approved for each specific curriculum in which they enroll F/ M students.

Top Ten Country of Citizenship



Top Ten Majors

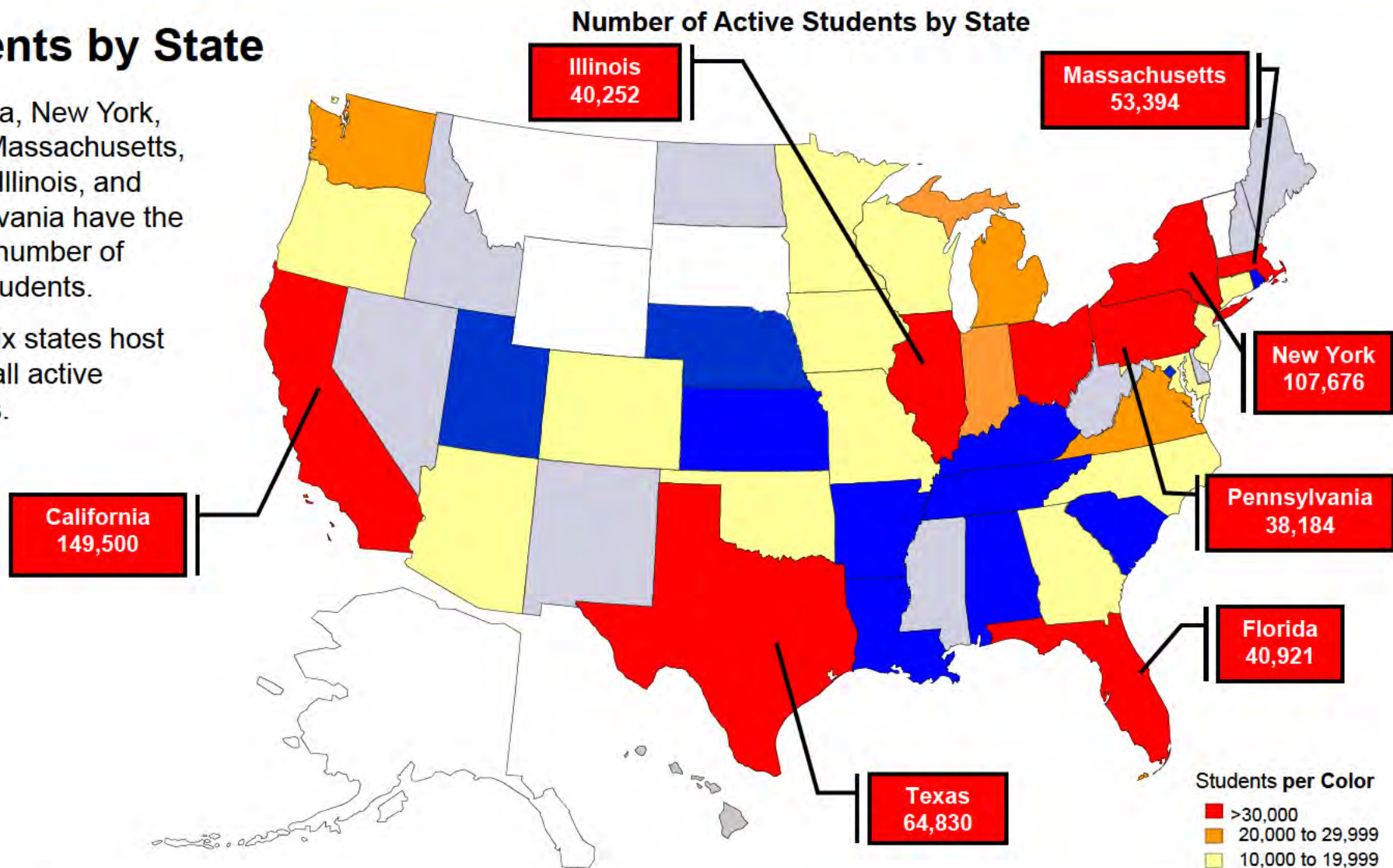




## IV. F-1 & M-1 Nonimmigrant Student Data

### Students by State

- ▶ California, New York, Texas, Massachusetts, Florida, Illinois, and Pennsylvania have the highest number of active students.
- ▶ These six states host 54% of all active students.







## IV. F-1 & M-1 Nonimmigrant Student Data

### Level of Education and Course of Study

- ▶ 72% of active students are enrolled in Bachelor's, Master's or Doctoral programs.
- ▶ An approved school may offer several levels of education from pre-school, elementary, high school, to post secondary education level.

Education Level by Active Students

