



Student and Exchange Visitor Information System

General Summary Quarterly Review

For the quarter ending September 30th, 2012

October 1st, 2012



Table of Contents

Page

I. Introduction	2
II. Management Summary	3
III. School Data	4
IV. F-1 and M-1 Nonimmigrant Student Data	6



SEVP and SEVIS

The Student and Exchange Visitor Program (SEVP) manages the Student and Exchange Visitor Information System (SEVIS). SEVP is a program under the Immigration and Customs Enforcement (ICE) agency within Department of Homeland Security (DHS).

SEVIS came online in 2003 to track and monitor the status and activities of nonimmigrant students and exchange visitors (EVs) who enter the United States. This web-based system collects real-time information on nonimmigrant students, EVs, approved schools, and program sponsors. This information is available to a variety of stakeholders. SEVIS also retains information on Exchange Visitor Program sponsors and visitors that are approved by the Department of State (DoS). The DoS web site is <http://eca.state.gov/jexchanges/index.cfm>

This quarterly review is based on information retrieved on October 1, 2012. As SEVIS is a real-time data base, exact numbers within this review were accurate as of the date retrieved. The below list contains the various organizations, including DHS – ICE Counterterrorism and Criminal Exploitation Unit (CTCEU), that request data and information stored in SEVIS. SEVP continues to see the number of requests increase as SEVP's abilities and SEVIS' capabilities expand.

DHS - ICE (SEVP)
Department of State (DoS)
Exchange Visitor Programs
Congress
Private Organizations

DHS - ICE (CTCEU)
Schools
Embassies and Consulates
Law Enforcement and Intelligence Agencies
Other Governmental Agencies and Entities



Management Review Summary

The SEVIS “General Summary Quarterly Review” is produced to provide a snap-shot of useful information to SEVP management and a variety of SEVIS stakeholders.

This edition of the review represents a sample of information collected from SEVIS data on October 1st, 2012.

Since the program’s inception, the total volume of data in SEVIS continues to grow. On October 1st, 2012, SEVIS contained records for **1,275,285** active nonimmigrant students, exchange visitors, and their dependents. The total number of records for all F-1, M-1, and J-1 visa holders has increased to approximately 10.1 **million**.

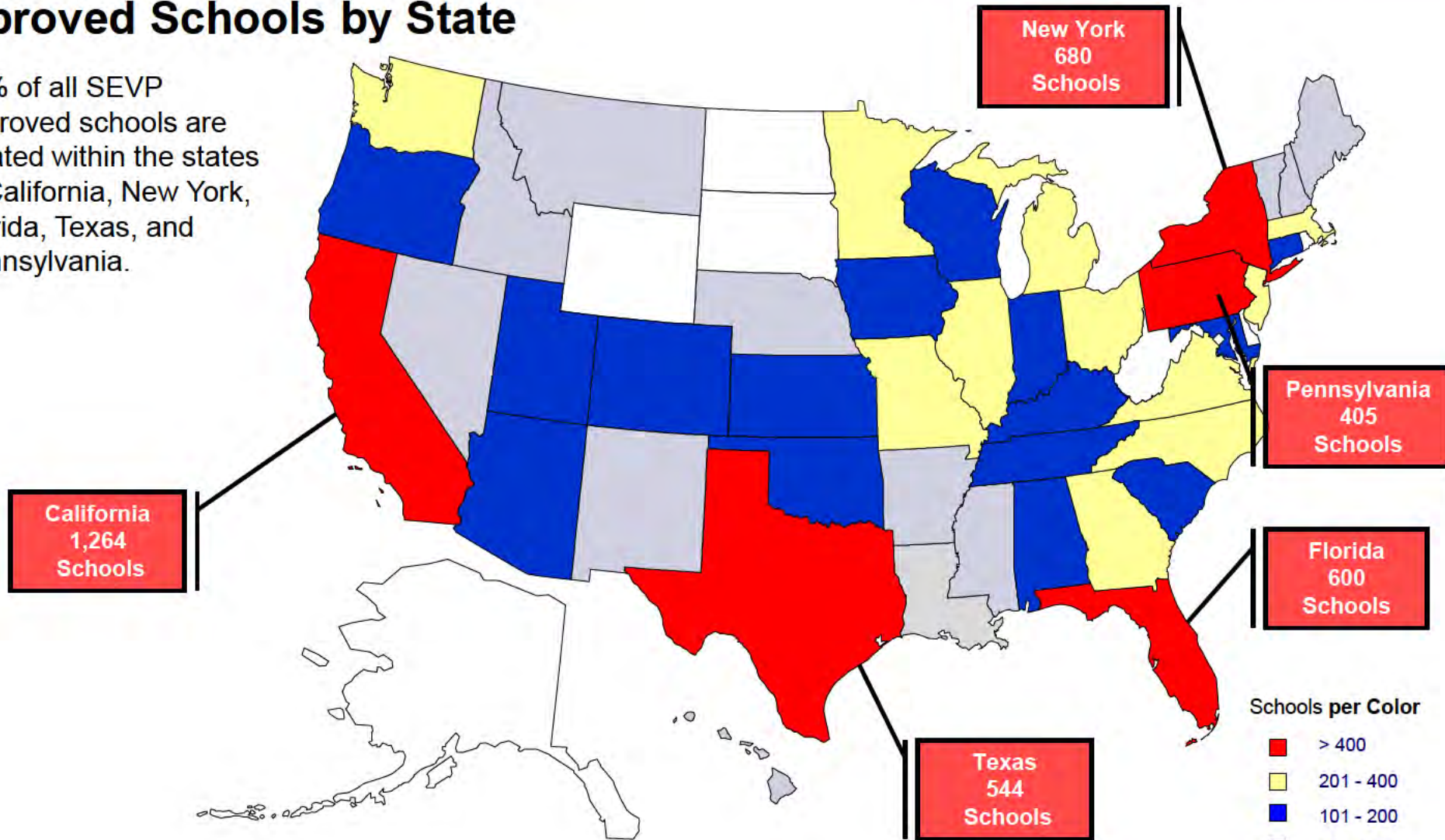
SEVIS Program Totals as of October 1st, 2012

Metric	Total
Schools	
Approved	9,675
Students (F-1 & M-1)	
Active	953,920
Dependents	88,070
Completed	1,753,449
Metric	Total
Exchange Visitors Programs	
Active	1,417
Exchange Visitors (J-1)	
Active	180,569
Dependents	52,726
Inactive	2,765,830



Approved Schools by State

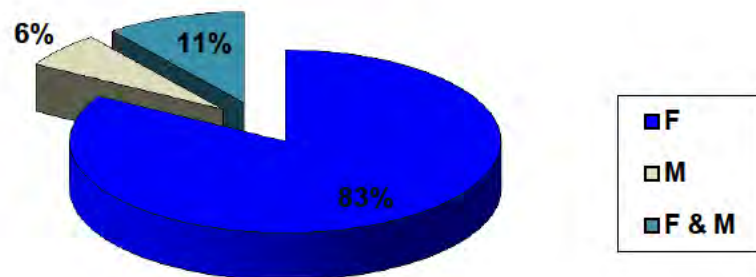
▶ 36% of all SEVP approved schools are located within the states of California, New York, Florida, Texas, and Pennsylvania.





Approved Schools

% of Approved Schools with Active Students



# of Active Students	# of Schools
>5,000	23
1,001 - 5,000	187
501 - 1,000	173
101 - 500	933
51 - 100	718
11 - 50	1,892
1 - 10	2,817
0	2,932

Top Five F-1 and M-1 Approved Schools	
School Name	# of Active Students
Cornell University	5,046
Santa Monica College	3,572
Houston Community College System	3,443
The University of Iowa	3,073
Northern Virginia Community College	2,198

Top Five F-1 Approved Schools	
School Name	# of Active Students
The City University of New York	9,885
Purdue University	9,517
University of Southern California	9,397
University of Illinois	8,901
Columbia University in the City of New York	8,579

Top Five M-1 Approved Schools	
School Name	# of Active Students
Bethel School of Supernatural Ministry	683
TransPac Aviation Academy	378
Orlando Flight Training	288
U.S. Aviation Academy	211
IASCO Flight Crew Training Center	204

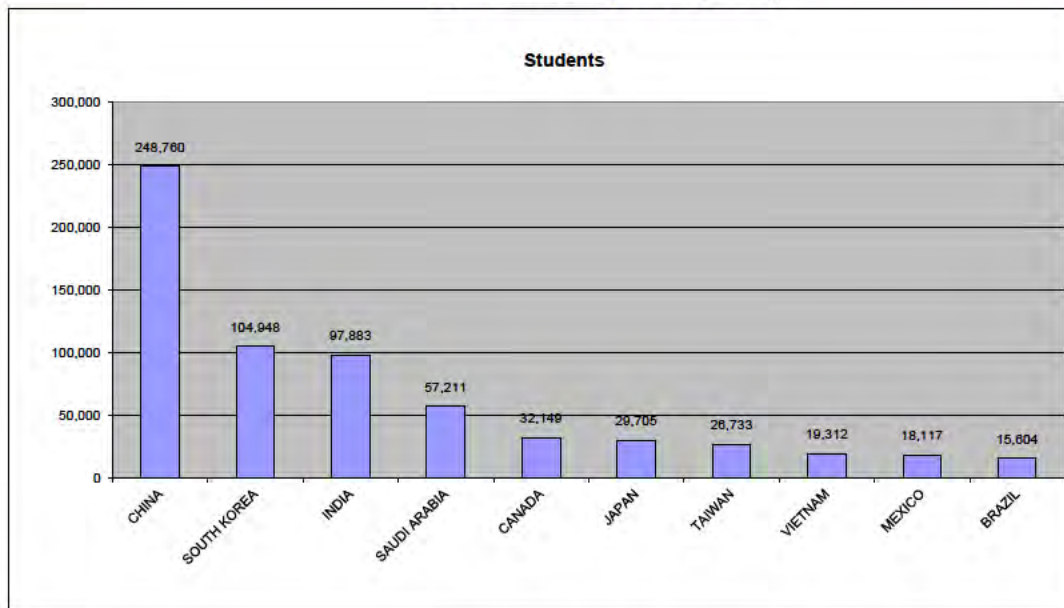


IV. F-1 & M-1 Nonimmigrant Student Data

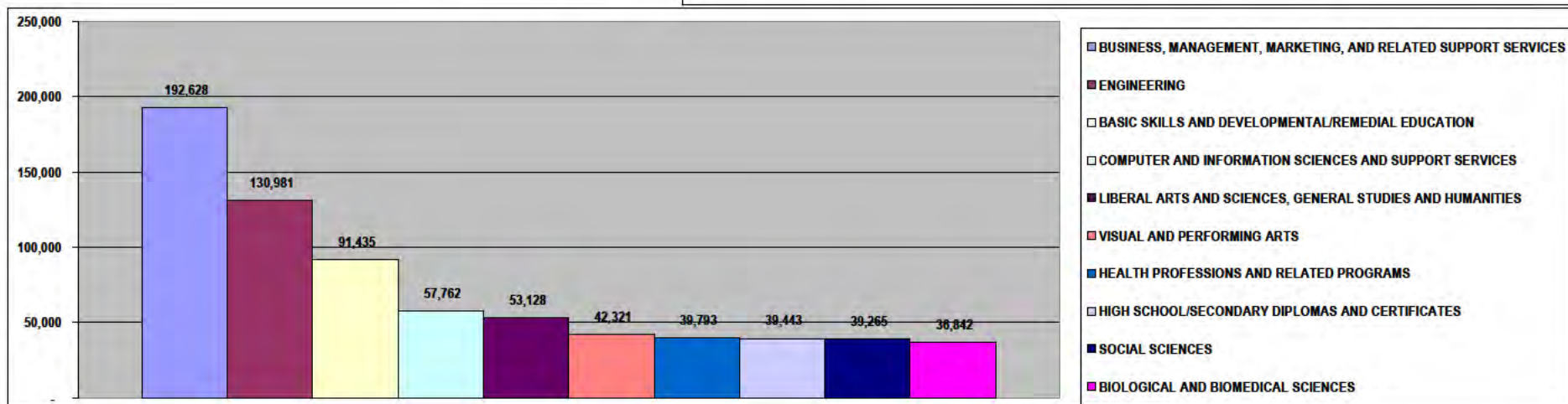
Geographic Region and Major

- ▶ China is the country with the highest number of Active students (248,760).
- ▶ The leading Major continues to be Business for 192,628 international students.
- ▶ DHS certified schools may offer multiple curricula but must be approved for each specific curriculum in which they enroll F/ M students.

Top Ten Country of Citizenship



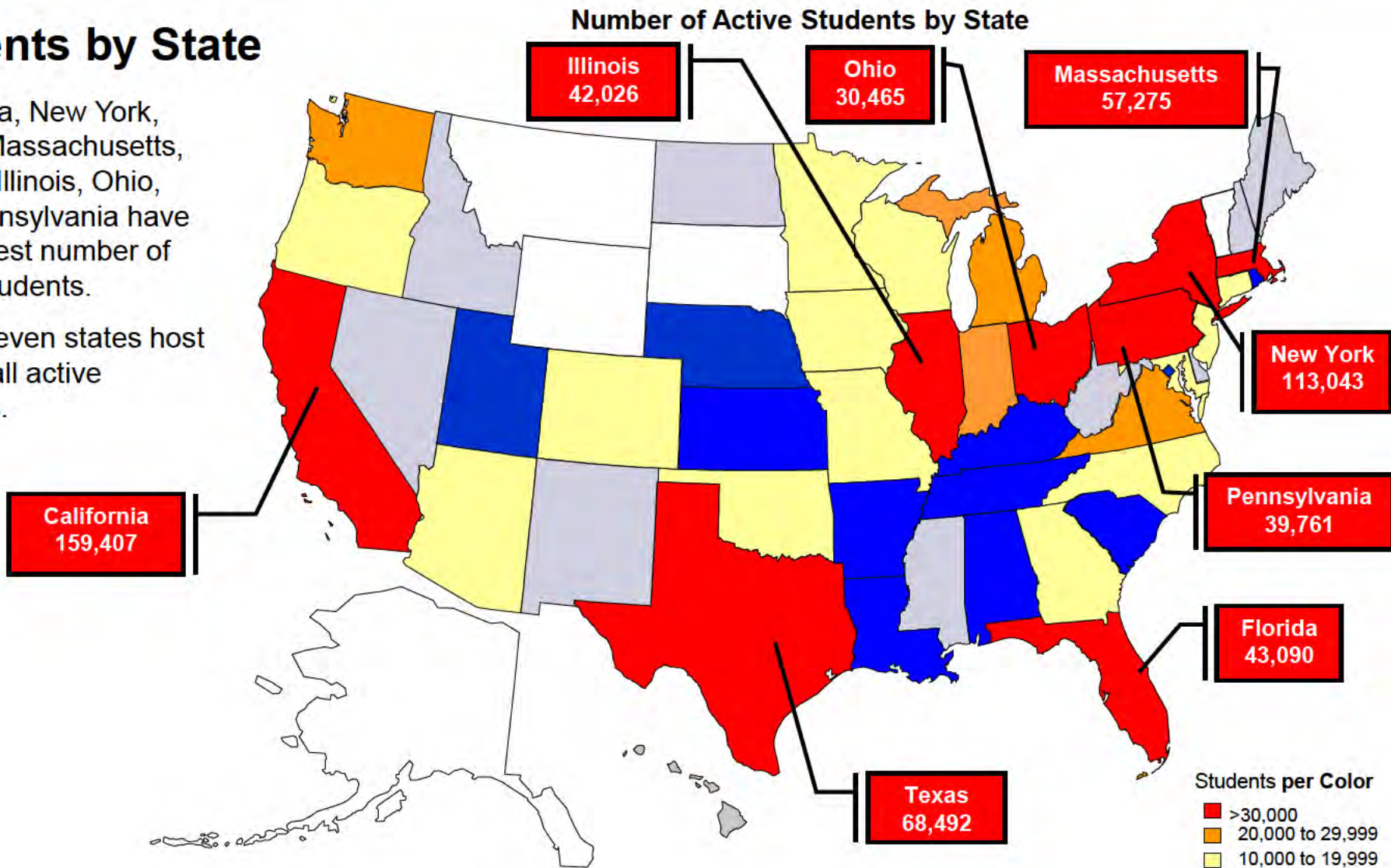
Top Ten Majors





Students by State

- ▶ California, New York, Texas, Massachusetts, Florida, Illinois, Ohio, and Pennsylvania have the highest number of active students.
- ▶ These seven states host 58% of all active students.





Level of Education and Course of Study

- ▶ 70% of active students are enrolled in Bachelor's, Master's or Doctoral programs.
- ▶ An approved school may offer several levels of education from pre-school, elementary, high school, to post secondary education level.

Education Level by Active Students

