



Student and Exchange Visitor Information System

General Summary Quarterly Review

For the quarter ending March 31, 2011

April 1, 2011



Table of Contents

Page

I. Introduction	2
II. Management Summary	3
III. School Data	4
IV. F-1 and M-1 Nonimmigrant Student Data	6



SEVP and SEVIS

The Student and Exchange Visitor Program (SEVP) manages the Student and Exchange Visitor Information System (SEVIS). SEVP is a program under the Immigration and Customs Enforcement (ICE) agency within Department of Homeland Security (DHS).

SEVIS came online in 2003 to track and monitor the status and activities of nonimmigrant students and exchange visitors (EVs) who enter the United States. This web-based system collects real-time information on nonimmigrant students, EVs, approved schools, and program sponsors. This information is available to a variety of stakeholders. SEVIS also retains information on Exchange Visitor Program sponsors and visitors that are approved by the Department of State (DoS). The DoS web site is

<http://eca.state.gov/jexchanges/index.cfm>

This quarterly review is based on information retrieved on April 1, 2011. As SEVIS is a real-time data base, exact numbers within this review were accurate as of the date retrieved. The below list contains the various organizations that request data and information stored in SEVIS. SEVP continues to see the number of requests increase as SEVP's abilities and SEVIS' capabilities expand.

DHS - ICE (SEVP)
Department of State (DoS)
Exchange Visitor Programs
Congress
Private Organizations

DHS - ICE (Compliance Enforcement Unit)
Schools
Embassies and Consulates
Law Enforcement and Intelligence Agencies
Other Governmental Agencies and Entities



Management Review Summary

The SEVIS “General Summary Quarterly Review” is produced to provide a snap-shot of useful information to SEVP management and a variety of SEVIS stakeholders.

This edition of the review represents a sample of information collected from SEVIS data on April 1, 2011.

Since the program’s inception, the total volume of data in SEVIS continues to grow. On March 31, 2011, SEVIS contained records for **1,124,271** active nonimmigrant students, exchange visitors, and their dependents. The total number of records for all F-1, M-1, and J-1 visa holders has increased to approximately **8.3 million**.

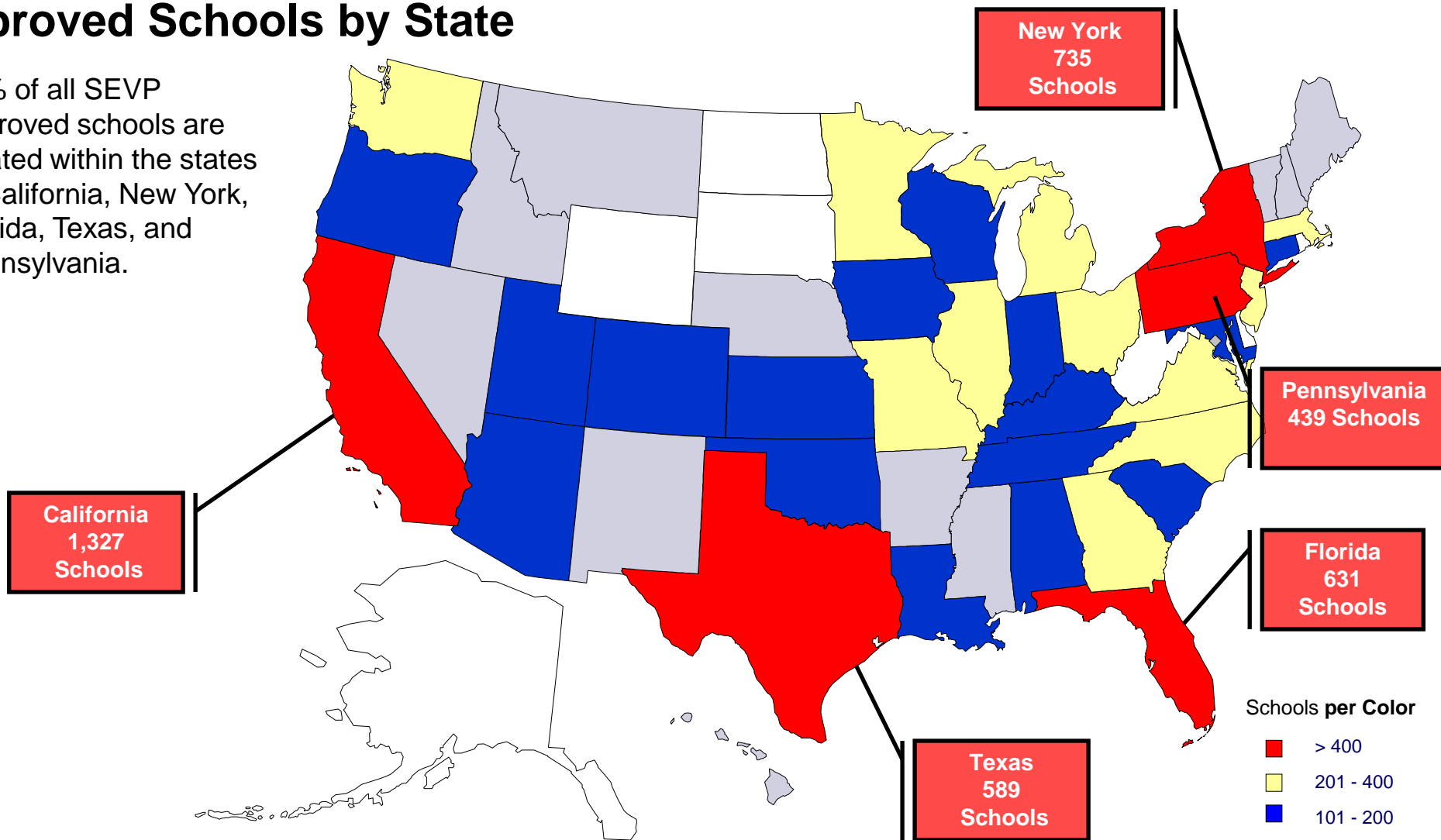
SEVIS Program Totals as of March 31, 2011

Metric	Total
Schools	
Approved	10,351
Students (F-1 & M-1)	
Active	820,423
Dependents	81,168
Completed	1,385,733
Metric	Total
Exchange Visitors Programs	
Active	1,456
Exchange Visitors (J-1)	
Active	171,978
Dependents	50,702
Inactive	2,249,375

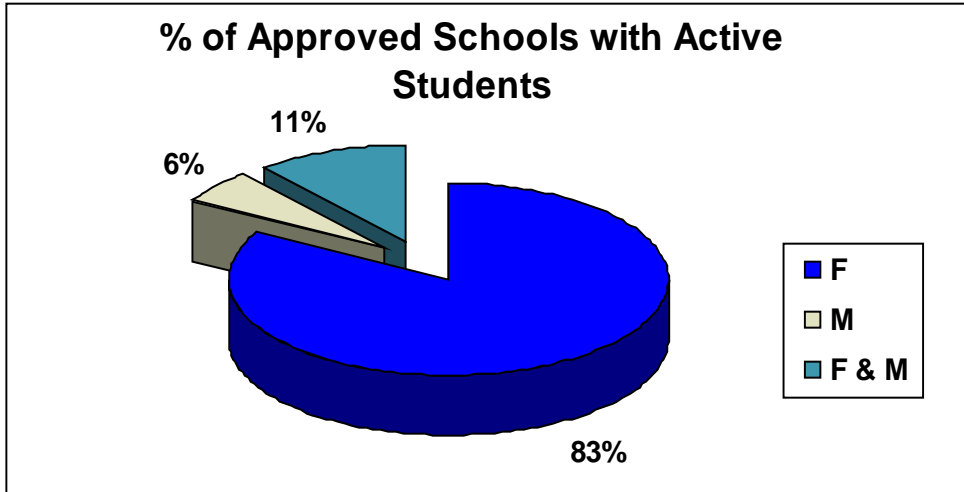


Approved Schools by State

- ▶ 36% of all SEVP approved schools are located within the states of California, New York, Florida, Texas, and Pennsylvania.



Approved Schools



# of Active Students	# of Schools
>5,000	9
1,001 - 5,000	177
501 - 1,000	173
101 - 500	855
51 - 100	691
11 - 50	1,839
1 - 10	3,000
0	3,607

Top Five F-1 and M-1 Approved Schools	
School Name	# of Active Students
Cornell University	3,861
Santa Monica College	3,471
Houston Community College System	3,456
The University Of Iowa	2,330
Northern Virginia Community College	2,131

Top Five F-1 Approved Schools	
School Name	# of Active Students
The City University Of New York	10,915
University Of Southern California	7,854
Purdue University	7,261
University Of Illinois	6,838
Columbia University In The City Of New York	6,376

Top Five M-1 Approved Schools	
School Name	# of Active Students
Bethel School Of Supernatural Ministry	423
Transpac Aviation Academy	363
Florida Institute Of Technology	241
U.S. Flight Academy	204
Sabena Airline Training Center, Inc.	201

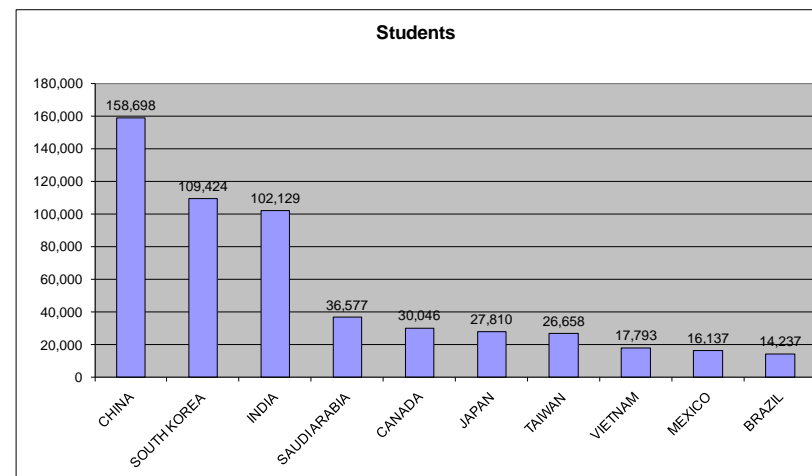


IV. F-1 & M-1 Nonimmigrant Student Data

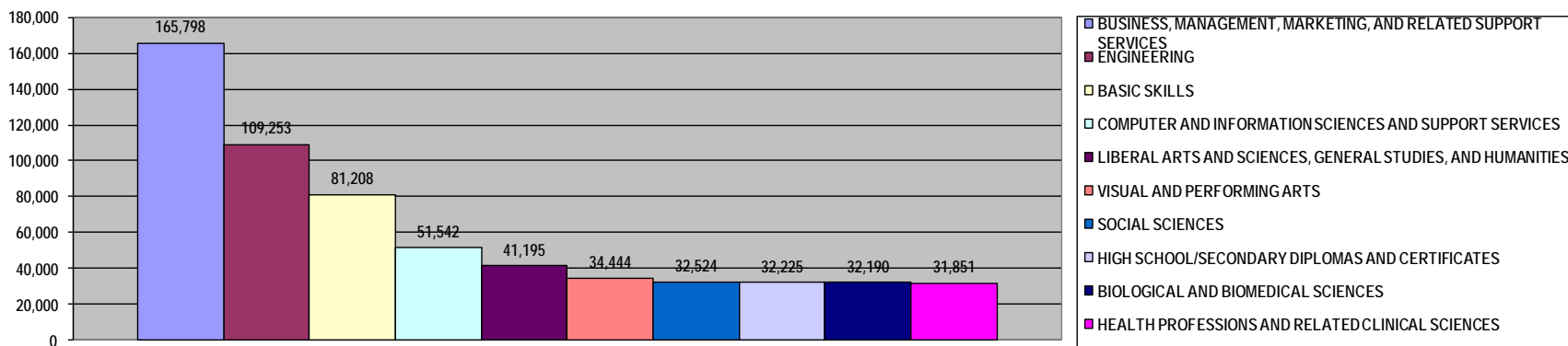
Geographic Region and Major

- ▶ China is the country with the highest number of Active students (158,698).
- ▶ The leading Major continues to be Business for 165,798 international students.
- ▶ DHS certified schools may offer multiple curricula but must be approved for each specific curriculum in which they enroll F/ M students.

Top Ten Country of Citizenship



Top Ten Majors

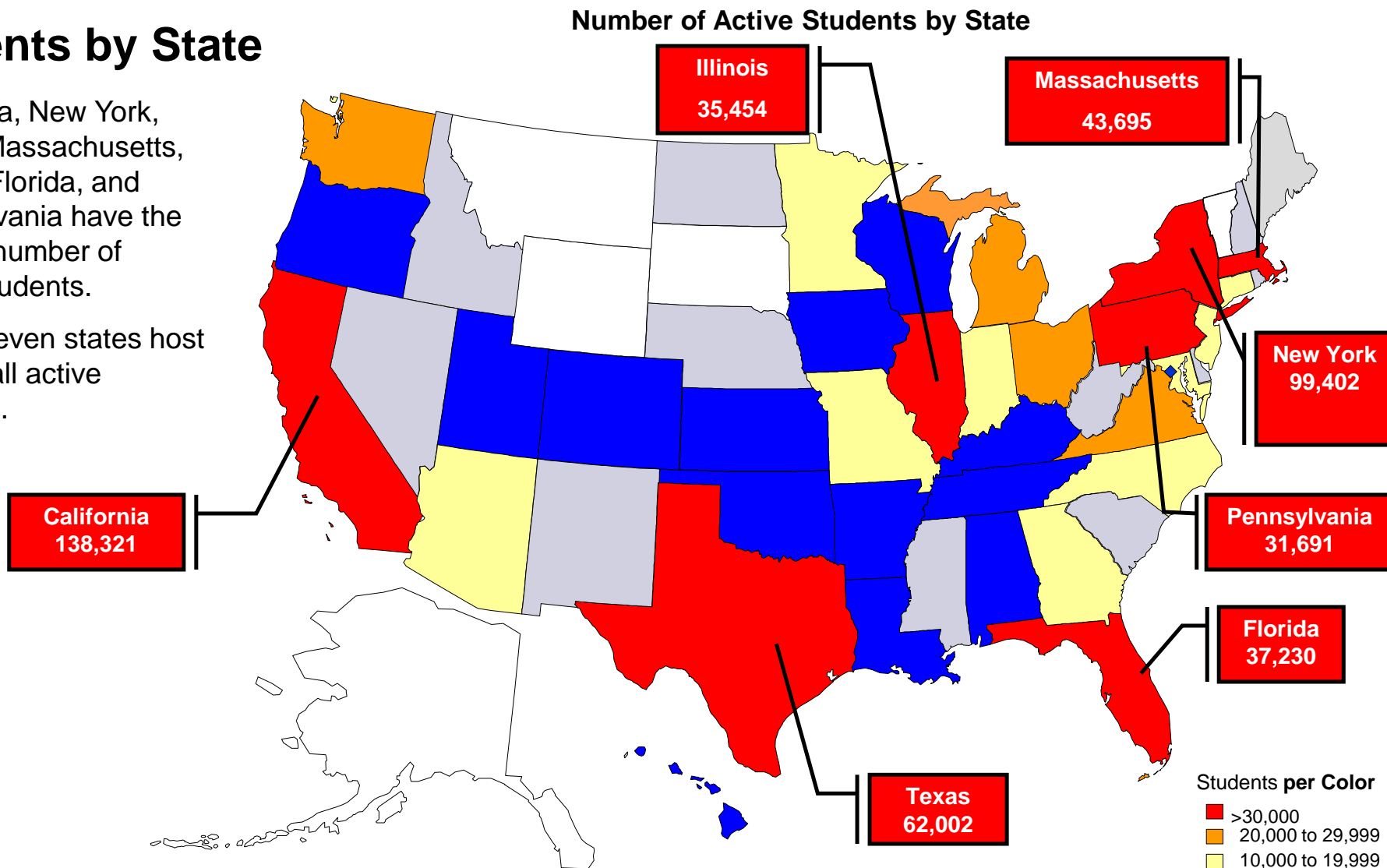




IV. F-1 & M-1 Nonimmigrant Student Data

Students by State

- ▶ California, New York, Texas, Massachusetts, Illinois, Florida, and Pennsylvania have the highest number of active students.
- ▶ These seven states host 55% of all active students.





Level of Education and Course of Study

- ▶ 68% of active students are enrolled in Bachelor's, Master's or Doctoral programs.
- ▶ An approved school may offer several levels of education from pre-school, elementary, high school, to post secondary education level.

Education Level by Active Students

