



# **Student and Exchange Visitor Information System**

## General Summary Quarterly Review

For the quarter ending September 30<sup>th</sup>, 2009

October 1, 2009



## Table of Contents

Page

I. Introduction	2
II. Management Summary	3
III. School Data	4
IV. F-1 and M-1 Nonimmigrant Student Data	6



## SEVP and SEVIS

The Student and Exchange Visitor Program (SEVP) manages the Student and Exchange Visitor Information System (SEVIS). SEVP is a program under the Immigration and Customs Enforcement (ICE) agency within Department of Homeland Security (DHS).

SEVIS came online in 2003 to track and monitor the status and activities of nonimmigrant students and exchange visitors (EVs) who enter the United States. This web-based system collects real-time information on nonimmigrant students, EVs, approved schools, and program sponsors. This information is available to a variety of stakeholders. SEVIS also retains information on Exchange Visitor Program sponsors and visitors that are approved by the Department of State (DoS). The DoS web site is <http://exchanges.state.gov/education/jexchanges/about.htm>

This quarterly review is based on information retrieved on October 1, 2009. As SEVIS is a real-time data base, exact numbers within this review were accurate as of the date retrieved. The below list contains the various organizations that request data and information stored in SEVIS. SEVP continues to see the number of requests increase as SEVP's abilities and SEVIS' capabilities expand.

DHS - ICE (SEVP)  
Department of State (DoS)  
Exchange Visitor Programs  
Congress  
Private Organizations

DHS - ICE (Compliance Enforcement Unit)  
Schools  
Embassies and Consulates  
Law Enforcement and Intelligence Agencies  
Other Governmental Agencies and Entities



### Management Review Summary

The SEVIS “General Summary Quarterly Review” is produced to provide a snap-shot of useful information to SEVP management and a variety of SEVIS stakeholders.

This edition of the review represents a sample of information collected from SEVIS data on October 1, 2009.

Since the program’s inception, the total volume of data in SEVIS continues to grow. On September 30, 2009, SEVIS contained records for **1,085,910** active nonimmigrant students, exchange visitors, and their dependents. The total number of records for all F, M, and J visa holders has increased to approximately **6.8 million**.

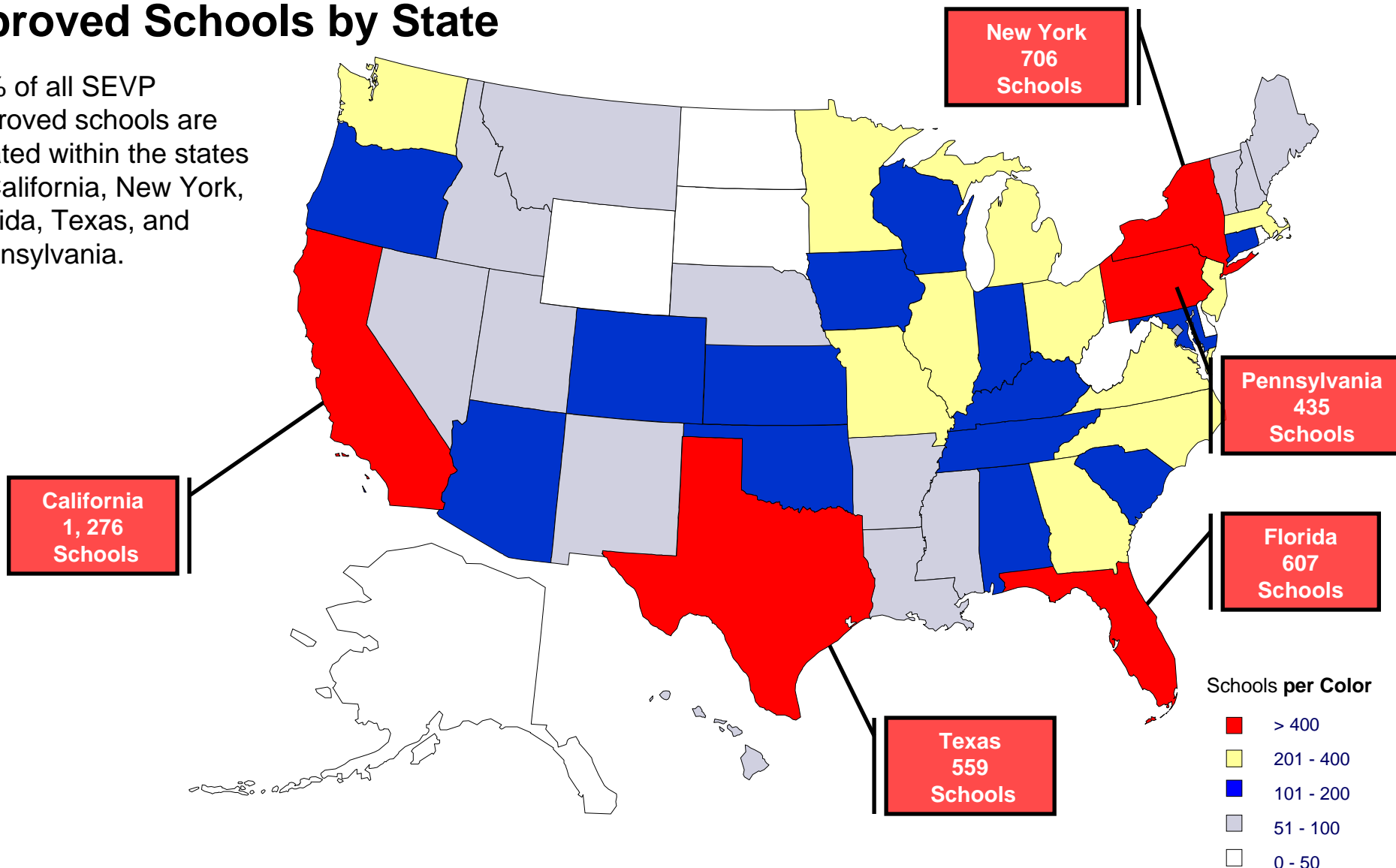
SEVIS Program Totals as of September 30, 2009

Schools	
Approved	10,008
Students (F-1 & M-1)	
Active	774,179
Dependents	77,698
Completed	1,103,518
Metric	Total
Exchange Visitors Programs	
Active	1,460
Exchange Visitors (J-1)	
Active	184,909
Dependents	49,124
Inactive	1,854,505



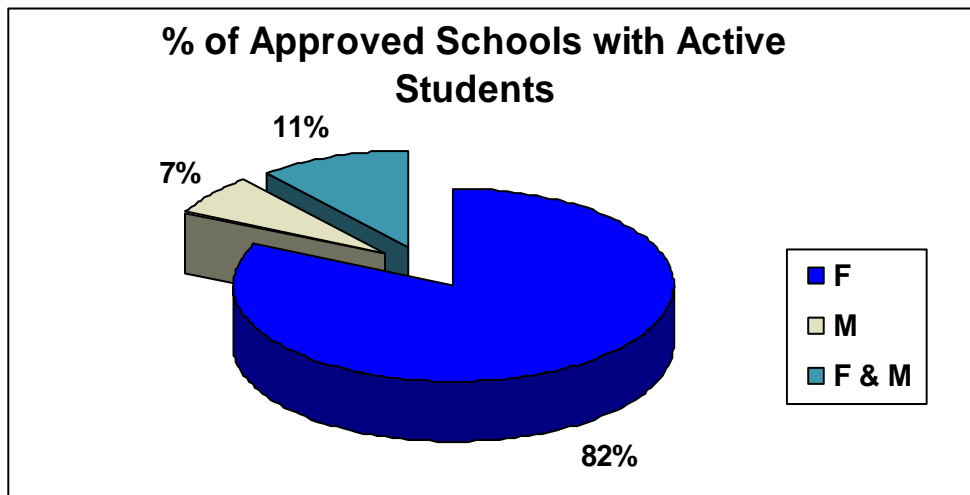
## Approved Schools by State

- ▶ 36% of all SEVP approved schools are located within the states of California, New York, Florida, Texas, and Pennsylvania.





## Approved Schools



# of Active Students	# of Schools
>5,000	7
1,001 - 5,000	161
501 - 1,000	173
101 - 500	813
51 - 100	687
11 - 50	1,775
1 - 10	2,832
0	3,560

Top Five F-1 and M-1 Approved Schools	
School Name	# of Active Students
Cornell University	4,047
Houston Community College System	3,624
Santa Monica College	3,340
San Francisco State University (Sfsu)	2,252
Northern Virginia Community College	2,113

Top Five F-1 Approved Schools	
School Name	# of Active Students
The City University Of New York	11,750
University Of Southern California	7,252
Purdue University	6,563
Columbia University In The City Of New York	6,322
University Of Illinois	6,307

Top Five M-1 Approved Schools	
School Name	# of Active Students
Pan Am International Flight Academy	382
Bethel School Of Supernatural Ministry	325
Orlando Flight Training	192
Sabena Airline Training Center, Inc.	188
Tyson's College	160

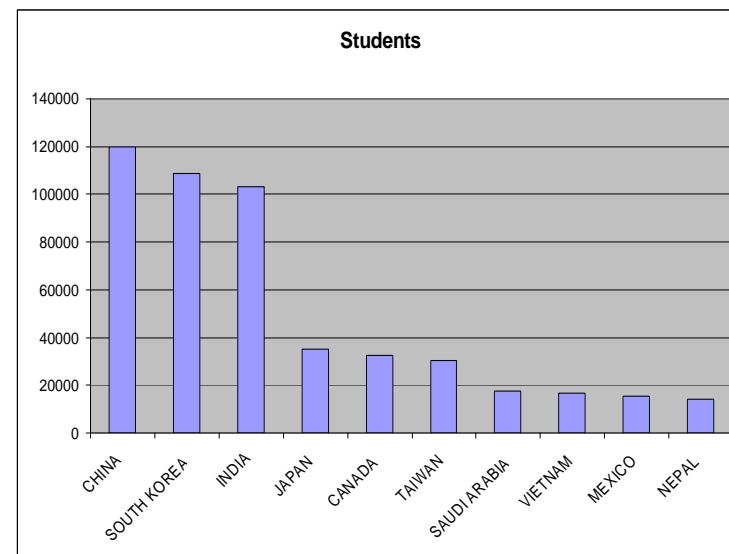


## IV. F-1 & M-1 Nonimmigrant Student Data

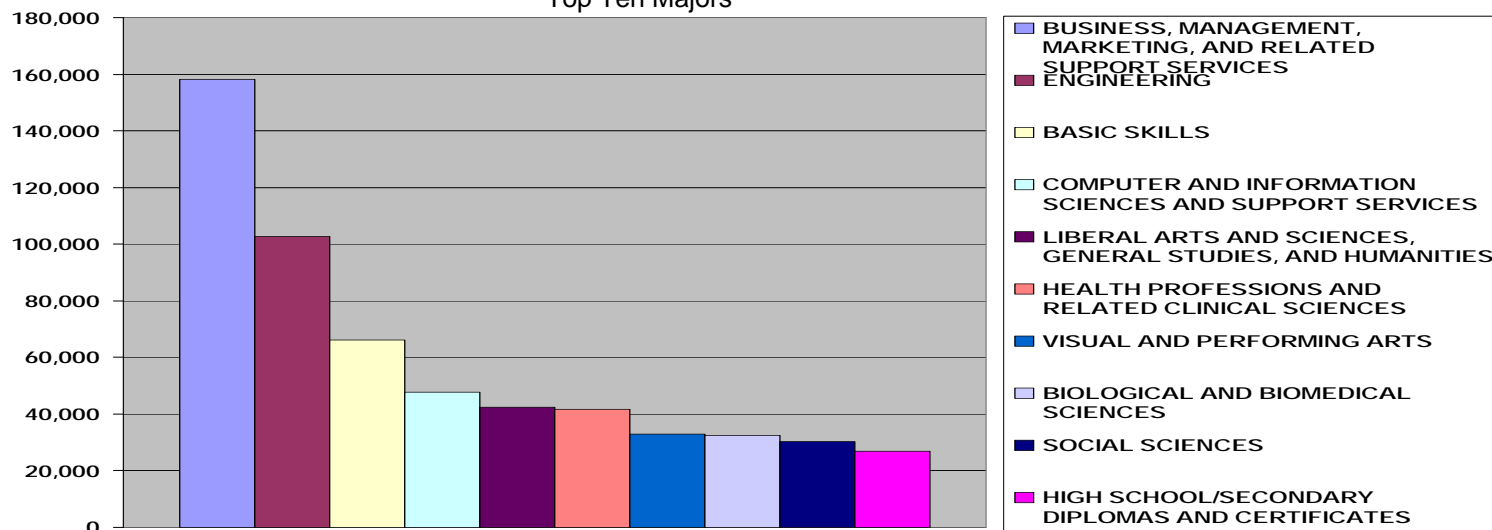
### Geographic Region and Major

- ▶ China is the country with the highest number of Active students (119,929).
- ▶ The leading Major continues to be Business for 158,279 international students.
- ▶ DHS certified schools may offer multiple curricula but must be approved for each specific curriculum in which they enroll F/ M students.

Top Ten Country of Citizenship



Top Ten Majors



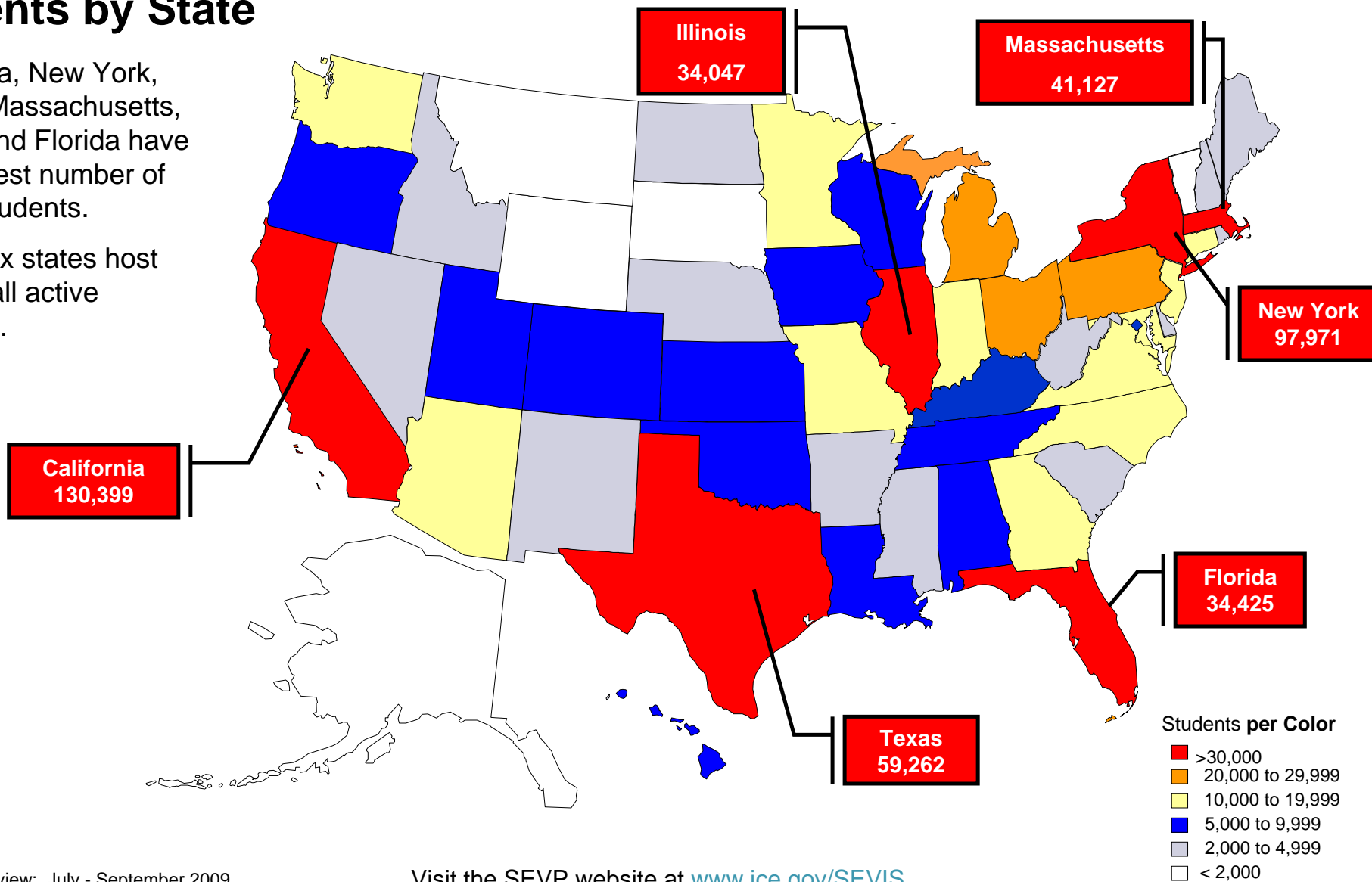


# IV. F-1 & M-1 Nonimmigrant Student Data

### Number of Active Students by State

## Students by State

- ▶ California, New York, Texas, Massachusetts, Illinois and Florida have the highest number of active students.
- ▶ These six states host 51% of all active students.







### Level of Education and Course of Study

- ▶ 69% of active students are enrolled in Bachelor's, Master's or Doctoral programs.
- ▶ An approved school may offer several levels of education from pre-school, elementary, high school, to post secondary education level.

Education Level by Active Students

