

Application Program Interface Document for the Student and Exchange Visitor Information System Batch Interface Release 6.55

October 16, 2020



**Homeland
Security**



TABLE OF CONTENTS

1. INTRODUCTION	1
1.1 Purpose	1
1.2 Background.....	1
2. SYSTEM DESCRIPTION	1
2.1 System Overviews	1
2.1.1 Functional Allocation	3
2.1.2 Data Transfer	4
2.1.3 Transactions.....	6
2.1.4 Security and Integrity	14
2.1.5 SEVIS Batch Testing.....	15
3. DETAILED INTERFACE SPECIFICATIONS	18
3.1 SEVIS Batch Document Specifications	19
3.1.1 Create-Update Student Document Specifications	20
3.1.2 Create-Update Exchange Visitor Document Specifications.....	20
3.1.3 Transaction Log Document Specifications.....	21
3.1.4 SEVIS Validation/Lookup Tables	22
3.2 SEVIS Batch Interface Communication Methods.....	26
APPENDIX A – ACRONYMS AND ABBREVIATIONS	28
APPENDIX B – SEVIS BATCH PROCESS DISPOSITION AND VALIDATION FAILURE CODES.....	3
APPENDIX C – CREATE-UPDATE STUDENT AND DEPENDENT DATA ELEMENTS	1
APPENDIX D – CREATE-UPDATE EXCHANGE VISITOR AND DEPENDENT DATA ELEMENTS.....	1
APPENDIX E – SEVIS TRANSACTION LOG DATA ELEMENTS	1

EXHIBITS

Exhibit 1: SEVIS Batch Process Overview	2
Exhibit 2: SEVIS Batch Process Functionality	3
Exhibit 3: SEVIS Batch Data Transfer Process.....	5
Exhibit 4: SEVIS Batch Interface Data Transfers	5
Exhibit 5: SEVIS Batch – RTI Event Matrix for Students and Dependents	7
Exhibit 6: SEVIS Batch – RTI Event Matrix for Exchange Visitors and Dependents.....	11
Exhibit 7: Special Characters Not Allowed in XML.....	19
Exhibit 8: SEVIS Student and Dependent Lookup Tables	23
Exhibit 9: SEVIS Exchange Visitor and Dependent Lookup Tables	24
Exhibit 10: SEVIS Common Lookup Tables	25
Exhibit 11: Sample Commands	26

1. INTRODUCTION

This Application Program Interface (API) document specifies the Student and Exchange Visitor Information System (SEVIS) Batch interface between SEVIS and the institutions internal systems (user systems). The user systems are either in-house systems or third-party products used by the schools and program sponsors to collect and maintain information on nonimmigrant students, exchange visitors, and dependents. Appendix A, Acronyms and Abbreviations, provides a list of acronyms and abbreviations used in this document.

1.1 Purpose

The purpose of SEVIS is to facilitate timely reporting and monitoring of nonimmigrant students and exchange visitors in the United States. SEVIS is a web-based application that enables schools and program sponsors to transmit data electronically to the Department of Homeland Security (DHS) and Department of State (DoS) throughout a student's or exchange visitor's program in the United States.

1.2 Background

On September 30, 1996, the president signed the Illegal Immigration Reform and Immigrant Responsibility Act (IIRIRA) into law. IIRIRA mandates the development of an online information system that electronically collects accurate, timely, and reliable information from approved institutions of higher education and designated exchange visitor programs in the United States regarding those nonimmigrants possessing F, M, and J class visas. SEVIS satisfies the requirements of Section 641, Subtitle D (Other Provisions), of Title VI of the Code of Federal Regulations (CFR).

2. SYSTEM DESCRIPTION

The Batch data exchange process described in this document is the method for automated exchange of data between SEVIS and schools and program sponsors using the internet.

2.1 System Overviews

Schools and program sponsors may use systems external to SEVIS to create and update student, exchange visitor, and dependent (visa classes F, M and J) records and upload the records to SEVIS. Schools and program sponsors must register within SEVIS to use the SEVIS Batch interface and conduct beta testing before beginning to use the SEVIS Batch Interface. SEVIS Real-Time Interactive (RTI) provides registration functionality for the schools and program sponsors. Instructions detailing the SEVIS Batch registration process are posted on the DHS SEVIS Web site. Schools and program sponsors will extract their student, exchange visitor, and dependent data from their system into an Extensible Markup Language (XML) document that conforms to the appropriate SEVIS XML schema. This XML document will be transmitted to SEVIS using the Batch interface.

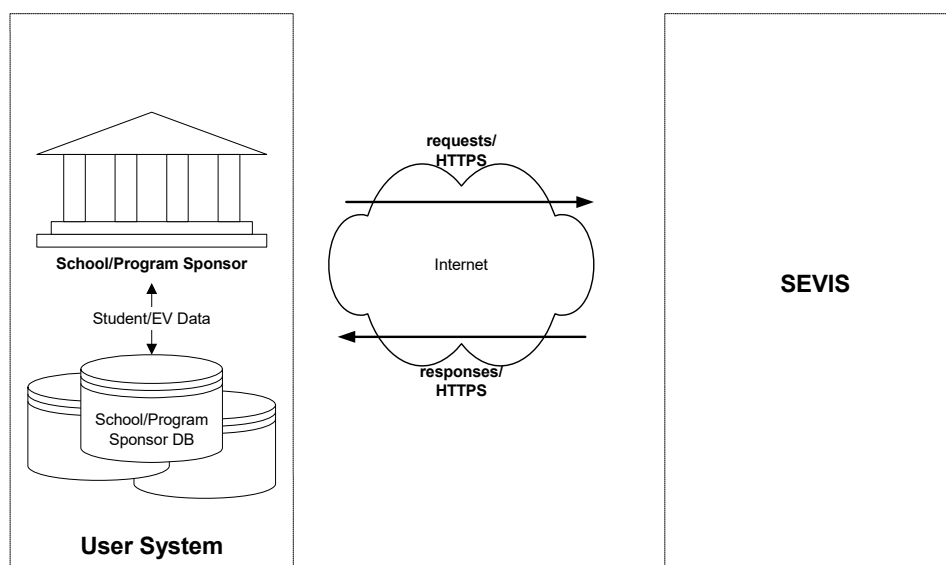
SEVIS will validate the uploaded XML document, process the records in the document, and create a compressed document for later retrieval by the users' systems. The compressed document will include the following:

- An XML transaction log that will:
 - Include the unique record identifier provided by the school or program sponsor and the status (success or failure) of applying the data to SEVIS
 - Append a SEVIS Identification (ID) to records that successfully created a student, exchange visitor, or dependent through the SEVIS Batch process
 - Append a Site of Activity ID for each site created with a new exchange visitor record or added to an exchange visitor record in Initial or Active status
 - Include error codes for any records not successfully processed. See Appendix B, SEVIS Batch Process Disposition and Validation Failure Codes, for error codes generated during the Batch process.
- Portable Document Format (PDF) documents containing either a Form I-20 or Form DS-2019, if requested.

Schools and program sponsors may use the SEVIS Batch interface to upload data to SEVIS during the hours in which the e-Gov environment is available (Monday 6:00 a.m. – Saturday 12:00 a.m. Eastern Time). SEVIS Batch data documents will be processed each day beginning at 10:00 p.m. Eastern Time. The results of processing documents received by 10:00 p.m. Eastern Time will be available to the user systems the next business day.

Exhibit 1: SEVIS Batch Process Overview, provides a high-level representation of the Batch process and the data exchanged between SEVIS and the system of a school or program sponsor.

Exhibit 1: SEVIS Batch Process Overview



The key equipment and software components identified for the user system environment include the following:

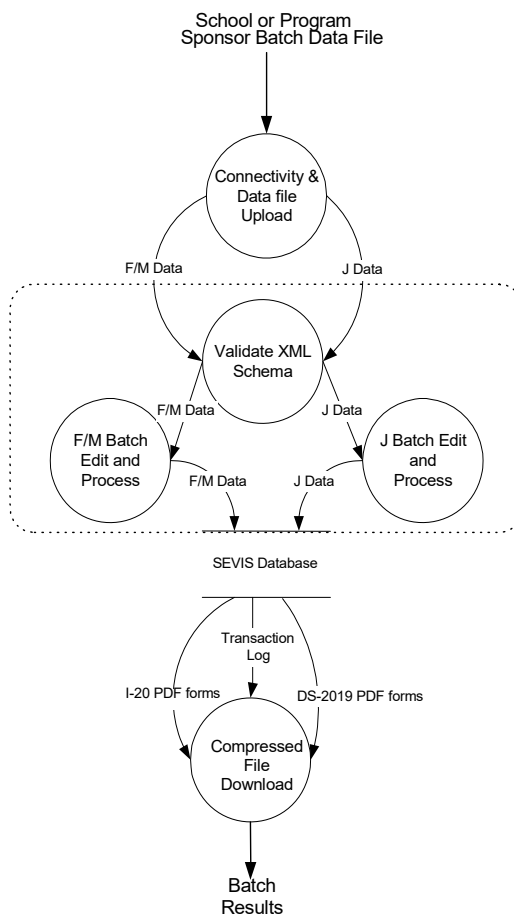
- Laser-quality printer (minimum resolution of 600x600 dpi) (required for successful printing of PDF forms)
- Class 1 Digital certificate by a recognized certificate authority, for example Symantec (formerly VeriSign, Inc.), Comodo or Entrust
- School or program sponsor's own hardware and software
- Internet access

The DHS SEVIS Web site will contain information necessary to use the Batch interface, including the current versions of the SEVIS Lookup (Codes) Tables (Appendix F), the SEVIS XML schemas (Appendices C, D, and E), and user support documentation relating to the SEVIS Batch interface.

2.1.1 Functional Allocation

The basic operations performed by SEVIS and the user systems during the data exchange are shown in Exhibit 2: SEVIS Batch Process Functionality.

Exhibit 2: SEVIS Batch Process Functionality



The sequence of events in the SEVIS Batch process is as follows:

1. The schools and program sponsors extract applicable student, exchange visitor, and dependent data from their systems into an XML document compliant with the SEVIS XML schema. Each XML Batch document must only contain data particular to a single SEVIS school code or SEVIS program number (SEVIS school codes and program numbers are assigned during the certification and designation processes). The maximum number of records that may be included in one XML Batch document is 250 “create” records or 250 “update” records.
2. When SEVIS receives a Batch data document, it will validate that the Batch document is well-formed XML. In addition to XML being well-formed, SEVIS will process only those documents which successfully validate against the SEVIS XML schema. Batch documents that do not conform to the SEVIS XML schema will be rejected. The SEVIS XML schemas used to validate the Batch documents are available from the DHS SEVIS web site.
3. SEVIS will process all valid XML documents during the non-production hours of the e-Gov environment. During this processing, each record is validated against the SEVIS eligibility business rules.
4. Each record that is successfully validated against the eligibility business rules is applied to the SEVIS system. A unique SEVIS ID will be generated and assigned to each newly created student, exchange visitor, and dependent record. Updates will be applied to existing student, exchange visitor, and dependent records in SEVIS. For each SEVIS Batch record processed, a record is written to the XML transaction log.
5. SEVIS will create a PDF document for each record that results in the creation of a form, either the I-20 or DS-2019. Each of these forms will be provided as a PDF within the downloaded document.
6. The PDF documents and XML transaction log will be compressed into a single zip document. User systems must download this compressed document.
7. When ready to download the SEVIS Batch process results, the user system sends a request to download the compressed document. Each compressed document is available for download for a period of seven days from the time it is processed. The system automatically deletes documents that are not downloaded within the seven-day period. It is advised that school and program sponsors account for this when scheduling the download process.
8. Once the compressed document is downloaded, the schools or program sponsors can unzip the compressed document and use their own systems to process the transaction log and print the enclosed forms.

2.1.2 Data Transfer

As shown in Exhibit 3: SEVIS Batch Data Transfer Process, connection with the SEVIS Batch process is accomplished using HyperText Transfer Protocol Secure (HTTPS).

The user system will post an XML document compliant with the SEVIS XML schema to SEVIS. SEVIS will return an XML reply with the Hypertext Transfer Protocol (HTTP) response indicating the result of the XML document post.

Following a successful upload, SEVIS authenticates and verifies the school or program sponsor’s information prior to processing data from the SEVIS Batch data document. Once SEVIS verifies the

identity of the institution, it then processes the data forwarded by the institution. Results of the SEVIS Batch process will be communicated back to the user system via an XML-based transaction log. This response contains the result of the upload validation, including data content, data format, and data semantics. Through the result code, the generated transaction log aids the school or program sponsor in identifying errors in the upload request. The corrected XML may then be resubmitted to SEVIS.

SEVIS generates a compressed document for each Batch XML document accepted. The compressed document is referenced by the SEVIS Batch identifier supplied with the uploaded XML document. The school or program sponsor retrieves this compressed document, which includes the transaction log and any generated Form I-20 or Form DS-2019 PDF documents.

Exhibit 3: SEVIS Batch Data Transfer Process

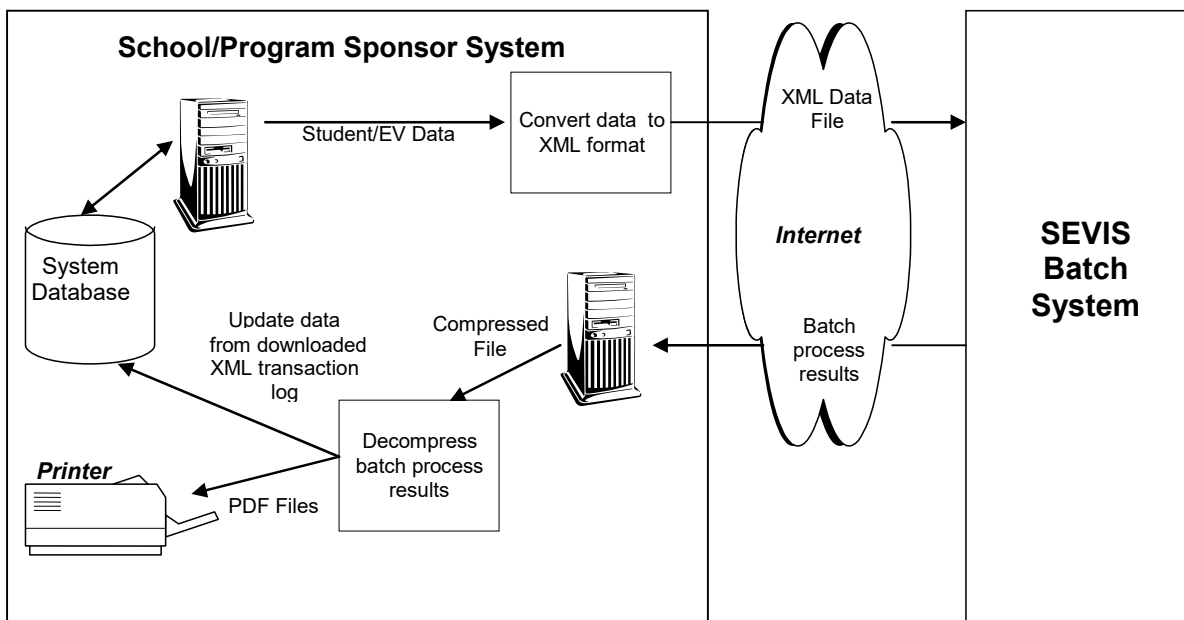


Exhibit 4: SEVIS Batch Interface Data Transfers, summarizes the types of data documents, their format, and data transfer method.

Exhibit 4: SEVIS Batch Interface Data Transfers

Data Document Types	Uploaded to SEVIS	Downloaded from SEVIS	Format
SEVIS Batch Data Document (containing create and update requests for students, exchange visitors, and dependents)	Yes	No	XML
Transaction Log	No	Yes	XML
I-20 or DS-2019 Form	No	Yes	PDF

Following are sizing estimates for SEVIS PDF documents and the compressed documents:

Single PDF Size

Average size of one I-20 PDF = 540 KB

Average size of one DS-2019 PDF = 101 KB

Estimated I-20 Size – Multiple Records – Unzipped

Estimated size of 100 I-20 PDF documents = 52 MB

Estimated size of 250 I-20 PDF documents = 132 MB

Estimated I-20 Size – Multiple Records – Zipped

Estimated size of zip document containing 100 I-20s = 42 MB

Estimated size of zip document containing 250 I-20s = 106 MB

Estimated DS-2019 Size – Multiple Records – Unzipped

Estimated size of 100 DS-2019 PDF documents = 10 MB

Estimated size of 250 DS-2019 PDF documents = 26 MB

Estimated DS-2019 Size – Multiple Records – Zipped

Estimated size of zip document containing 100 DS-2019s = 8 MB

Estimated size of zip document containing 250 DS-2019s = 19 MB

Estimated Transaction Log Size

The transaction log will be minimal in size.

2.1.3 Transactions

The following transactions are available through the SEVIS Batch Interface:

- Create-update student and dependent records in SEVIS
- Create-update exchange visitor and dependent records in SEVIS
- Download SEVIS Batch processing results

2.1.3.1 Create-Update Student and Dependent Data

Schools must correctly create their XML documents for Batch processing based on the SEVIS XML schemas. Schools must use the Create-Update Student and Dependent Schema to create the document to be uploaded. This schema specifies the header information and record formats, and includes a print request indicator for the appropriate create and update transactions. However, not all SEVIS Batch requests allow a print request. For example, when terminating a dependent, the school may not request the generation of a Form I-20 PDF for that dependent.

The table in Appendix C, Create-Update Student and Dependent Data Elements, describes the data elements and definitions contained within the schema. The events listed in Exhibit 5: SEVIS Batch – RTI Event Matrix for Students and Dependents, are the events that can be performed for students and dependents. The I-20 Print Request Available Through Batch column in the table identifies the events for which a school may request an I-20 PDF document for printing purposes. The adjudication event column in the table identifies the events for which adjudication is required by DHS.

**Exhibit 5: SEVIS Batch – RTI Event Matrix for Students
and Dependents**

Student Event (F-1, F-2, M-1, M-2)	Available for Students in Record Status	Available Through: RTI	Available Through: Batch	I-20 Print Request Available Through Batch	Adjudicated Event
AuthDropBelowFC – Add	ACTIVE	Yes	Yes	Yes	No
AuthDropBelowFC – Cancel	ACTIVE	Yes	Yes	Yes	No
AuthDropBelowFC – Edit	ACTIVE	Yes	Yes	Yes	No
Correction – Request Change to Program Dates	INITIAL ACTIVE	Yes	No	N/A	Yes
Correction – Request Change to Student Request	INITIAL CANCELED ACTIVE COMPLETED TERMINATED	Yes	No	N/A	Yes
Correction – Request Change to Student Status	INITIAL CANCELED ACTIVE COMPLETED TERMINATED	Yes	No	N/A	Yes
Correction – Request Change to Termination Reason	TERMINATED	Yes	No	N/A	Yes
Correction – Return to Initial Status	ACTIVE CANCELED	Yes	No	N/A	No
CPTEmployment – Add*	ACTIVE	Yes	Yes	Yes	No
CPTEmployment – Cancel*	ACTIVE	Yes	Yes	Yes	No
CPTEmployment – Edit*	ACTIVE	Yes	No	N/A	No
Create Dependent	N/A	Yes	Yes	Yes	No
Create Student	N/A	Yes	Yes	Yes	No

Student Event (F-1, F-2, M-1, M-2)	Available for Students in Record Status	Available Through: RTI	Available Through: Batch	I-20 Print Request Available Through Batch	Adjudicated Event
Dependent – Add	INITIAL ACTIVE	Yes	Yes	Yes	No
Dependent – Cancel	INITIAL (Dependent Status: INITIAL)	Yes	Yes	No	No
Dependent – Edit	INITIAL ACTIVE (Dependent Status: INITIAL, ACTIVE)	Yes	Yes	Yes	No
Dependent – Reactivate	INITIAL ACTIVE (Dependent Status: TERMINATED)	Yes	Yes**	Yes	No
Dependent – Reprint	INITIAL ACTIVE (Dependent Status: INITIAL, ACTIVE)	Yes (Print)	Yes	Yes	No
Dependent – Terminate	INITIAL ACTIVE (Dependent Status: INITIAL, ACTIVE)	Yes	Yes	No	No
DisciplinaryAction	ACTIVE	Yes	Yes	No	No
EducationLevel – Cancel*	ACTIVE	Yes	Yes	No	No
EducationLevel – Change*	ACTIVE	Yes	Yes	Yes	No
Financial Info	INITIAL ACTIVE	Yes	Yes	Yes	No
OffCampusEmployment – Add*	ACTIVE	Yes	Yes	Yes	Yes
OffCampusEmployment – Cancel*	ACTIVE	Yes	Yes	Yes	No
OffCampusEmployment – Edit*	ACTIVE	Yes	Yes	Yes	Yes

Student Event (F-1, F-2, M-1, M-2)	Available for Students in Record Status	Available Through: RTI	Available Through: Batch	I-20 Print Request Available Through Batch	Adjudicated Event
OPTEmployment – Add	ACTIVE	Yes	Yes	Yes	Yes
OPTEmployment – Cancel	ACTIVE	Yes	Yes	Yes	No
OPTEmployment – Edit	ACTIVE	Yes	Yes	Yes	No
OPTEmployment – Extend*	ACTIVE	Yes	Yes	Yes	No
OPTEmployment – ReportParticipation*	ACTIVE	Yes	Yes	Yes	No
Personal Info	INITIAL ACTIVE	Yes	Yes	Yes	No
Program – Cancel Extension	ACTIVE	Yes (M-1) No (F-1)	Yes (M-1) No (F-1)	Yes	No
Program – Defer Attendance	INITIAL	Yes	Yes	Yes	No
Program – Edit	INITIAL ACTIVE	Yes	Yes	Yes	No
Program – Extension	ACTIVE	Yes	Yes	Yes	Yes (M-1) No (F-1)
Program – Shorten	ACTIVE	Yes	Yes	Yes	No
Registration	INITIAL ACTIVE	Yes	Yes	Yes	No
Reinstatement – Request	COMPLETED TERMINATED	Yes	No	N/A	Yes
Reinstatement – Cancel	COMPLETED TERMINATED	Yes	No	N/A	Yes
Reprint	INITIAL ACTIVE	Yes	Yes	Yes	No
Request – CapGapExtension*	ACTIVE	Yes	Yes	Yes	No
Status – Cancel***	INITIAL	Yes	Yes	No	No
Status – Complete	ACTIVE	Yes	Yes	No	No
Status – Terminate	INITIAL ACTIVE	Yes	Yes	No	No
Status – Verify	ACTIVE	Yes	Yes	No	No

Student Event (F-1, F-2, M-1, M-2)	Available for Students in Record Status	Available Through: RTI	Available Through: Batch	I-20 Print Request Available Through Batch	Adjudicated Event
Transfer	ACTIVE COMPLETED TERMINATED	Yes	No	N/A	Yes (M-1) No (F-1)
Transfer – Cancel	ACTIVE COMPLETED TERMINATED	Yes	No	N/A	Yes (M-1) No (F-1)

* This functionality is available for F-1 visa students only.

** May change a Student's Dependent to Active status via Batch only when the principal student is in Active status.

*** Status – Cancel Event cannot be performed on Initial status records created through the Transfer-in or Change of Education Level functions.

2.1.3.2 Create-Update Exchange Visitor and Dependent Data

Program sponsors must create well-formed and valid documents conforming to the Create-Update Exchange Visitor and Dependent Schema. The table in Appendix D, Create-Update Exchange Visitor and Dependent Data Elements, describes the data elements and their definitions and provides the business processing rules associated with the elements.

The events listed in Exhibit 6: SEVIS Batch – RTI Event Matrix for Exchange Visitors and Dependents, are the events that can be performed for exchange visitors and dependents through the SEVIS Batch interface and those that must be performed through SEVIS RTI. The DS-2019 Print Request Available Through Batch column in the table identifies the events for which a program may request a Form DS-2019 PDF document for printing on the user system. The adjudication event column in the table identifies the events for which adjudication is required by DoS.

**Exhibit 6: SEVIS Batch – RTI Event Matrix for Exchange Visitors
and Dependents**

Exchange Visitor Event (J-1 and J-2)	Available for Exchange Visitors in Record Status	Available Through: RTI	Available Through: Batch	DS-2019 Print Request Available Through Batch	Adjudicated Event
Academic Training – Create*	ACTIVE	Yes	No	N/A	No
Academic Training – Update*	ACTIVE	Yes	No	N/A	No
Academic Training – Cancel*	ACTIVE	Yes	No	N/A	No
Biographical	INITIAL ACTIVE	Yes	Yes	Yes	No
Change of Category Request	ACTIVE	Yes	No	N/A	Yes
Change of Category – Cancel	ACTIVE	Yes	No	N/A	No
Correct SEVIS Status	INITIAL ACTIVE NO SHOW	Yes	No	N/A	No
Create Dependent	N/A	Yes	Yes	Yes	No
Create Exchange Visitor	N/A	Yes	Yes	Yes	No
Dependent – Add	INITIAL ACTIVE	Yes	Yes	Yes	No
Dependent – Delete	INITIAL (Dependent Status: INITIAL)	Yes	Yes	No	No
Dependent – Edit	INITIAL ACTIVE (Dependent Status: INITIAL, ACTIVE)	Yes	Yes	Yes	No
Dependent – EndStatus	ACTIVE (Dependent Status: ACTIVE)	Yes	Yes	No	No

Exchange Visitor Event (J-1 and J-2)	Available for Exchange Visitors in Record Status	Available Through: RTI	Available Through: Batch	DS-2019 Print Request Available Through Batch	Adjudicated Event
Dependent – Invalid	INITIAL (Dependent Status: INITIAL)	Yes	No	N/A	No
Dependent – No Show	INITIAL (Dependent Status: INITIAL)	Yes	No	N/A	No
Dependent – Reprint	INITIAL ACTIVE (Dependent Status: INITIAL, ACTIVE)	Yes	Yes**	Yes	No
Dependent – Terminate	ACTIVE (Dependent Status: ACTIVE, INACTIVE)	Yes	Yes	No	No
Extension Beyond Maximum Duration of Participation Request	ACTIVE	Yes	No	N/A	Yes
Extension Beyond Maximum Duration of Participation – Cancel	ACTIVE	Yes	No	N/A	No
Financial Info	INITIAL ACTIVE	Yes	Yes	Yes	No
Out of Country – Create***	ACTIVE	Yes	No	N/A	No
Out of Country – Update***	ACTIVE	Yes	No	N/A	No
Out of Country – Cancel***	ACTIVE	Yes	No	N/A	No
Program – Amend	INITIAL	Yes	Yes	Yes	No
Program – EditSubject	INITIAL ACTIVE	Yes	Yes	Yes	No

Exchange Visitor Event (J-1 and J-2)	Available for Exchange Visitors in Record Status	Available Through: RTI	Available Through: Batch	DS-2019 Print Request Available Through Batch	Adjudicated Event
Program – Extension Within Maximum Duration of Participation	ACTIVE	Yes	Yes	Yes	No
Program – Matriculate	ACTIVE	Yes	Yes	Yes	No
Program – Shorten	ACTIVE	Yes	Yes	Yes	No
Reinstatement Request	INACTIVE	Yes	No	N/A	Yes
Reinstatement – Cancel	INACTIVE	Yes	No	N/A	No
Reinstatement Update SEVIS Status Request	INITIAL ACTIVE NO SHOW TERMINATED	Yes	No	N/A	Yes
Reinstatement Update SEVIS Status Request – Cancel	INITIAL ACTIVE NO SHOW TERMINATED	Yes	No	N/A	No
Reprint	INITIAL ACTIVE	Yes	Yes**	Yes	No
SiteOfActivity – Add	INITIAL ACTIVE	Yes	Yes	Yes	No
SiteOfActivity – Delete	INITIAL	Yes	Yes	No	No
SiteOfActivity – Edit	INITIAL ACTIVE	Yes	Yes	Yes	No
Status – CorrectInfraction	INACTIVE ACTIVE	Yes	Yes	Yes	No
Status – End	ACTIVE	Yes	Yes	No	No
Status – Invalid	INITIAL	Yes	Yes	No	No
Status – NoShow	INITIAL	Yes	Yes	No	No
Status – Terminate	INACTIVE ACTIVE	Yes	Yes	No	No
Student Employment – Create*	ACTIVE	Yes	No	N/A	No
Student Employment – Update*	ACTIVE	Yes	No	N/A	No

Exchange Visitor Event (J-1 and J-2)	Available for Exchange Visitors in Record Status	Available Through: RTI	Available Through: Batch	DS-2019 Print Request Available Through Batch	Adjudicated Event
Student Employment – Cancel*	ACTIVE	Yes	No	N/A	No
Transfer	ACTIVE	Yes	No	N/A	No
Transfer – Cancel	ACTIVE	Yes	No	N/A	No
Validate	INITIAL TRANSFERRED	Yes	Yes	No	No

* Only applies to the Associate, Bachelors, Masters, Doctorate, and Non-Degree Student categories.

** Status must be Active to reprint via Batch.

*** Only applies to the Professor and Research Scholar categories.

2.1.3.3 Download SEVIS Batch Process Result

The Download SEVIS Batch Process Result transaction allows programs and schools to retrieve a compressed document containing the transaction log (required) and generated PDF documents (optional).

The SEVIS transaction log contained within the compressed document is named `sevis_transaction_log.xml`. Appendix E, SEVIS Transaction Log Data Elements, contains the data descriptions and types for the transaction log.

At the user's option, SEVIS generates the I-20 PDF form for each create or update student or dependent record successfully processed and the DS-2019 PDF form for each create or update exchange visitor or dependent record successfully processed.

2.1.4 Security and Integrity

To enforce data transmission security and data integrity, the SEVIS Batch Interface performs numerous security checks. These include the use of digital certificates to authenticate the sender's identity and Secure Socket Layer (SSL) to encrypt the network packets prior to transmitting over the public Internet.

Any data sent to SEVIS through the Batch interface must be sent from a school or program sponsor registered to use Batch. Third parties are not authorized to send data to the SEVIS system.

Schools, campuses, and programs must register for the Batch process through SEVIS RTI before attempting to use the SEVIS Batch interface. In addition, the school/program president or official designee for all organizations that plan to use the SEVIS Batch interface must sign the Customer Agreement for using The SEVIS Batch-File Transfer Process. The Customer Agreement form is available from the DHS SEVIS web site.

During the Batch interface registration process, the school/program sponsor must provide SEVIS their digital certificate. If the digital certificate information is successfully verified and the school or program sponsor is in a valid status in SEVIS, the user system can begin utilizing the SEVIS Batch Interface.

When the user system initiates a session using the Batch interface, SEVIS will carry out the following security measures:

- Verification that the digital certificate and SEVIS User ID presented have been registered by the school, campus, or program sponsor
- Encryption of all information communicated during the session

2.1.5 SEVIS Batch Testing

Organizations that wish to use the SEVIS Batch Interface process to create and update student or exchange visitor records must perform testing of their applications before using these applications to upload data documents to the SEVIS production environment. Two environments have been created so that organizations may validate the functionality of their applications.

2.1.5.1 SEVIS Batch Alpha Testing

The SEVIS Batch Alpha Test environment was established to provide an environment for schools and programs to validate their Batch applications against planned SEVIS upgrades. Prior to upgrades being implemented into the SEVIS production environment, an alpha test period *may* be scheduled depending on the scope of the release. The SEVIS Batch Alpha Test environment is only available when a testing period is scheduled.

The link provided below is the Uniform Resource Locator (URL) for the SEVIS RTI application that will be used for SEVIS Batch Alpha Testing:

<https://egov.ice.gov/alphasevis>

2.1.5.2 SEVIS Batch Beta Testing

The SEVIS Batch Beta Testing environment was established to provide schools and programs with an environment that mirrors the SEVIS Production environment. Organizations will use a test school or program that matches their approved Production school or program to validate that their Batch application functions correctly with the SEVIS Production application. The link provided below is the URL for the SEVIS RTI application that will be used for SEVIS Batch Beta Testing:

<https://egov.ice.gov/sbtsevis>

This test site will be available to schools, programs, and vendors indefinitely.

2.1.5.2.1 SEVIS BATCH ALPHA/BETA TESTING PROCEDURES FOR F/M FUNCTIONALITY

Schools and vendors must follow the procedures documented below to begin SEVIS Batch Beta Testing of the F/M functionality:

1. Access the SEVIS Batch Beta Testing web site at <https://egov.ice.gov/sbtsevis> or the SEVIS Alpha Testing web site at <https://egov.ice.gov/alphasevis> and select the Register for New Account link from the SEVIS log in page.
2. Enter the required information and select the option to “Apply for Certification by the DHS to admit F and/or M Students.”
3. Complete registration by clicking on the “Submit” button. You will receive two emails from SEVIS: one email containing the temporary User ID assigned for the purposes of creating a Form I-17

(Petition for Approval of School for Attendance by Nonimmigrant Students), and a second email providing a link to the SEVIS Set Password page.

4. Complete the password assignment for the temporary User ID you received and log into SEVIS.
5. Complete the Form I-17 as desired for the test school you wish to establish. The *User Manual for Temporary Users of the Student and Exchange Visitor Information System (How to Complete and Submit the Form I-17, Petition for Approval of School for Attendance by Nonimmigrant Students)* is available from the DHS SEVIS web site.
6. When requested to add officials, enter the information associated with those individuals who will be performing the testing for your school. The school officials assigned to the test school may be technical personnel who are not assigned as officials on your Form I-17.
7. Complete the remainder of the Form I-17 and submit the form for approval. Please ignore any instructions regarding mailing in hard copy forms or making payments.
8. Contact the SEVP Response Center at 1-800-892-4829 and provide the information listed below.
 - Organization name
 - Point of contact (POC) Name
 - POC email address
 - Phone number
 - Category of school (F only, F and M, or M only)
 - Name of school as it appears on the submitted Form I-17 for the test school
9. The SEVP Response Center will review and approve the Form I-17.
10. Once the I-17 has been approved, the temporary user associated with the test school will receive notification from SEVIS that the test school has been approved. In addition, each assigned user will be provided with a User ID and link to the SEVIS Set Password page. All users should access SEVIS to set their password and then log into the SEVIS Batch Beta Test environment to activate their user account.
11. The individual assigned as Principal Designated School Official (PDSO) for the test school and each test campus must register for Batch processing. The procedures for registering for SEVIS Batch processing are documented in the *User Manual for School Users of the Student and Exchange Visitor Information System: Volume I Form I-17* that is available from the DHS SEVIS web site.
12. Once the registration process has been completed, Batch data files may be created and uploaded to the SEVIS test school.
13. SEVIS will verify the registration, the PDSO User ID, and digital certificate, and validate the upload document against the approved SEVIS XML schema. SEVIS will then apply the requested actions in the upload document to the test SEVIS database, e.g., create new student records or update existing student records. These records may be viewed by accessing SEVIS RTI using the User ID and password assigned to your institution.

NOTE: Processing of SEVIS Batch documents in the SEVIS Batch Beta Test environment is completed on a continuous basis throughout the day.
14. A transaction log will be created documenting the results of the schema validation and business rule processing.

15. Schools/vendors download the transaction log and review the document for any possible validation errors or processing errors.

Detailed instructions for accessing SEVIS, setting passwords, and using the system are provided in the SEVIS User Manuals posted on the DHS SEVIS web site.

2.1.5.2.2 SEVIS BATCH ALPHA/BETA TESTING PROCEDURES FOR J FUNCTIONALITY

SEVIS Batch Beta Testing for J functionality will follow procedures similar to the F/M process. If your institution has already been assigned a test school, we request that you use the same User ID to establish a Program for testing of the J functionality.

The steps described below should be completed to register in the SEVIS Batch Beta Testing environment for J functionality.

1. Access the SEVIS Batch Beta Testing web site at <https://egov.ice.gov/sbtsevis> or the SEVIS Alpha Testing web site at <https://egov.ice.gov/alphasevis> and select the Register for New Account link from the SEVIS log in page.
2. Enter the required information and select the option to “Apply for Designation by the DoS to admit J Exchange Visitors.”
3. Complete registration by clicking on the “Submit” button. You will receive two emails from SEVIS; one email containing the temporary User ID assigned for the purposes of creating a DS-3036 form (Exchange Visitor Program Application), and a second email providing a link to the SEVIS Set Password page.
4. Complete the password assignment for the temporary User ID you received and log into SEVIS.
5. Complete the Form DS-3036 as desired for the test program you wish to establish. When you are requested to add officials on Page 4, complete the following steps:
 - a. If you have already created a test school for F/M functionality testing, select Add Existing Official and enter the User ID for the PDSO of your test school. This will ensure that the Responsible Officer (RO) and PDSO use the same User ID. This is consistent with processes in the SEVIS Production environment.
 - b. If you do not have an assigned test school, select Add New Official, enter the relevant information for the individual who will be the RO for your organization’s program for SEVIS Batch Beta testing.
6. Complete the remainder of the form DS-3036 and submit the form for approval. The SEVP Response Center will review and approve the form. Please ignore any instructions regarding mailing in hard copy forms or making payments.
7. Contact the SEVP Response Center at 1-800-892-4829 and provide the information listed below.
 - Organization name
 - POC Name
 - POC email address
 - Phone number
 - Name of program as it appears on the submitted Form DS-3036 for the test program
8. The SEVP Response Center will review and approve the Form DS-3036.

9. Once the DS-3036 has been approved, the individual who submitted the application will receive notification from SEVIS that the program has been approved. In addition, each assigned user will be provided with a User ID and link to the SEVIS Set Password page. All users should access SEVIS to set their password and then log into the SEVIS Batch Beta Test environment to establish their user account.
10. The RO or Alternate Responsible Officer (ARO) users who will authorize Batch upload documents for the test program must register for Batch processing. The procedures for registering for SEVIS Batch processing are documented in the *User Manual for Exchange Visitor Program Sponsor Users (RO/ARO) of SEVIS: Volume I Forms DS-3036 and DS-3037* that is available from the DoS Web site at <https://exchanges.state.gov/jexchanges/sevis.html>.
11. Once the registration process has been completed, Batch data files may be created and uploaded to the SEVIS test program.
12. SEVIS will verify the registration, the RO/ARO User ID, and digital certificate, and validate the upload document against the approved SEVIS XML schema. SEVIS will then apply the requested actions in the upload document to the SEVIS database, e.g., create new exchange visitor records or update existing exchange visitor records. These records may be viewed by accessing SEVIS RTI using the User ID and password assigned to your institution.

NOTE: Processing of SEVIS Batch documents in the SEVIS Batch Beta Test environment is completed on a continuous basis throughout the day.

13. A transaction log will be created documenting the results of the schema validation and business rules processing.
14. Programs/vendors download the transaction log and review the document for any possible validation errors or processing errors.

Detailed instructions for accessing SEVIS, setting passwords, and using the system are provided in the SEVIS User Manuals posted on the DoS web site.

2.1.5.3 Support for SEVIS Batch Alpha and Beta Testing

The SEVP Response Center is available to provide limited support for Alpha and Beta Testing. While several of the SEVP Response Center personnel are former XML developers, they cannot assist with actual development or troubleshooting of your SEVIS Batch interface software. The SEVP Response Center can provide the latest versions of the XML schemas as well as sample upload documents for use in troubleshooting your application. The SEVP Response Center may be contacted at 1-800-892-4829.

3. DETAILED INTERFACE SPECIFICATIONS

The specific document formats utilized by the SEVIS Batch Interface for data exchange are the following:

- UTF-8—American Standard Code for Information Interchange (ASCII)-compatible multi-byte Unicode and Universal Character Set (UCS) encoding format for XML
- Device independent and resolution independent PDF

All XML documents must be well formed XML and SEVIS XML schema compliant. The SEVIS XML schemas comply with the current XML recommendation defined by the World Wide Web Consortium (W3C).

3.1 SEVIS Batch Document Specifications

The SEVIS Batch Interface will utilize multiple XML schemas. The following schemas will be used by the schools/program sponsors to provide data to SEVIS:

- Create-UpdateStudent.xsd – Defines the required format of the data document containing student information uploaded to SEVIS.
- Create-UpdateExchangeVisitor.xsd – Defines the required format of the data document containing exchange visitor information uploaded to SEVIS.

SEVIS will use the following XML schema to provide data to the user systems:

- SEVISTransLog.xsd – Defines the format of the transaction log document that is downloaded from SEVIS.

SEVIS will also use the following XML schemas:

- Common.xsd – Defines generic data structures that are referenced in Create-UpdateStudent.xsd and Create-UpdateExchangeVisitor.xsd.
- SEVISTable.xsd – Contains the codes referenced in Create-UpdateStudent.xsd and Create-UpdateExchangeVisitor.xsd.

The validation for the Create-UpdateStudent.xsd and Create-UpdateExchangeVisitor.xsd permits the use of empty tags to delete data no longer required. Empty tags using both formats will be permitted, i.e., `<\MiddleName>` or `<MiddleName></MiddleName>`. Blank tags will be permitted only for those elements that are optional for the particular transaction being performed. This feature should be used to remove data previously entered that is no longer required.

Note that XML does not allow certain special characters. Instead of using those characters, certain entity references may be used. The table in Exhibit 7: Special Characters Not Allowed in XML, provides the characters which are not allowed and the entity reference that may be used instead.

Exhibit 7: Special Characters Not Allowed in XML

Special Character	Entity Reference
<	< ; or &lt;
&	& ; or &amp;
«	" ;
>	> ;

Special Character	Entity Reference
'	&apos ;

The following sections explain each schema and provide data descriptions, options, and types.

3.1.1 Create-Update Student Document Specifications

The Create-Update Student and Dependent schema (Create-UpdateStudent.xsd) may be used by schools to prepare XML documents for processing by SEVIS. Only schools that have been certified by DHS to admit academic, language, and/or vocational students (visa classes F and/or M) are permitted to transmit data to SEVIS. The document will be populated with student and dependent data by the school system and sent to SEVIS. Each document uploaded to SEVIS must include the SEVIS User ID of the PDSO and the SEVIS school code assigned during certification.

The User ID of the PDSO is used to indicate approval that the data contained in the document is accurate. Each individual record in the document must have the SEVIS User ID of the PDSO or Designated School Officials (DSO) authorizing the create or update action and a unique transaction ID for reference purposes. The document may contain new student and dependent information or updates to existing students or dependents. Any update to student or dependent information must contain the SEVIS ID associated with that student or dependent.

Appendix C, Create-Update Student and Dependent Data Elements, contains the data descriptions, types, and options available for this schema. Refer to Section 3.2, SEVIS Batch Interface Communication Methods, for a description on how to initiate the interface with SEVIS to upload this data.

3.1.2 Create-Update Exchange Visitor Document Specifications

The Create-Update Exchange Visitor and Dependent schema (Create-UpdateExchangeVisitor.xsd) may be used by program sponsors to prepare XML documents for processing by SEVIS. Only program sponsors that have been designated by DoS to admit exchange visitors (visa class J) are permitted to transmit data to SEVIS. The document will be populated with exchange visitor and dependent data by the program sponsor system and sent to SEVIS. Each document uploaded to SEVIS must include the SEVIS User ID of the RO or ARO and the SEVIS program number assigned during designation.

The User ID of the RO or ARO is used to indicate approval that the data contained in the document is accurate. Each individual record in the document must have the SEVIS User ID of the RO or ARO authorizing the create or update action and a unique transaction ID for reference purposes. The document may contain new exchange visitor and dependent information or updates to existing exchange visitors or dependents. Any update to an exchange visitor or dependent must contain the associated SEVIS ID.

Appendix D, Create-Update Exchange Visitor and Dependent Data Elements, contains the data descriptions, types, and options. Refer to Section 3.2, SEVIS Batch Interface Communication Methods, for a description on how to initiate the interface with SEVIS to upload this data.

3.1.3 Transaction Log Document Specifications

The SEVIS Transaction Log (SEVISTransLog.xsd) is used by SEVIS to report progress and status of the SEVIS Batch submittal to schools and programs. Refer to Section 3.2, SEVIS Batch Interface Communication Methods, for a description on how to retrieve the compressed document containing the transaction log. The information provided should be used to update school or program systems with newly generated SEVIS IDs.

When a SEVIS Batch request has been processed, the SEVIS Batch process result document (in compressed format) may be downloaded. This SEVIS Batch process result document contains the complete transaction log. The name of the transaction log document within the SEVIS Batch process result compressed document is: sevis_transaction_log.xml.

The header portion of the transaction log is identical to the headers in Create-UpdateStudent.xsd and Create-UpdateExchangeVisitor.xsd. In other words, they all use the same shared element structure defined in common.xsd. This structure contains BatchID and OrgID.

The SEVIS Batch detail portion of the transaction log is divided into three sections: Upload, Process, and Download. Each section is described below. For further information, see Appendix E, SEVIS Transaction Log Data Elements.

Upload

- Disposition of upload – disposition and validation failure codes (also known as upload resultCode) are documented in Appendix B, SEVIS Batch Process Disposition and Validation Failure Codes
- Upload date and time
- Name of document uploaded

Process

- Disposition of process (resultCode)
- Process date and time
- Request number of records (total)
- Count of processed records (success)
- Count of validation exception records (failure)
- Record-specific results:
 - Unique Request ID included in request
 - SEVIS ID (student/exchange visitor)
 - SEVIS User ID included in request
 - Date and Time request was processed
 - Business rules validation result (pass/fail)
 - Business rules validation error code (if applicable)

- Business rules validation error message (if applicable)
- Data element in error (included in the error message)
- User-defined field A (principal)
- User-defined field B (principal)
- Site of Activity (if applicable)
 - Address1
 - Address2
 - City
 - State
 - PostalCode
 - PostalRoutingCode
 - SiteId
 - SiteName
- Phase (if applicable)
 - PhaseId
 - PhaseName
- Dependent-specific results:
 - SEVIS ID (dependent)
 - User-defined field A (dependent)
 - User-defined field B (dependent)
 - ProvideAddress
 - CorrectAddress
 - AddressMessage

NOTE: All business rule validation exceptions are returned at the principal level.

Download

- Disposition of download – disposition and validation failure codes (also known as upload resultCode) are documented in Appendix B, SEVIS Batch Process Disposition and Validation Failure Codes.

3.1.4 SEVIS Validation/Lookup Tables

Exhibit 8: SEVIS Student and Dependent Lookup Tables; Exhibit 9: SEVIS Exchange Visitor and Dependent Lookup Tables; and Exhibit 10: SEVIS Common Lookup Tables, provide a list of lookup tables used by SEVIS. The tables are available from the DHS SEVIS web site.

Exhibit 8: SEVIS Student and Dependent Lookup Tables

Table	Table Name (from SEVISTable.xsd)	Description
Cap-Gap Extension Type Codes	CapGapExtensionType	Type of Cap-Gap Extension (e.g., Filed, Waitlisted, Cancelled)
Dependent Cancellation Reason Codes	DependentCancelReasonType	Reasons for canceling a dependent (F-2, M-2)
Dependent Termination Codes	DependentTerminationReasonType	Reasons for terminating a dependent's status (F-2, M-2)
Drop Below Full Course Reason Codes	DropBlwfullType	Reasons for an F-1 or M-1 student dropping below a full course of study
Education Level Codes	EduLevelCodeType	Education levels for students
Employment Time Codes	EmploymentTimeType	Types of employment (Full-Time or Part-Time)
Employment Type Codes	EmploymentCodeType	Employment types for students, e.g., OPT, CPT, Off-Campus
Off-Campus Employment Reason Codes	OffCampusEmploymentCodeType	Reasons why a student may be permitted to work off-campus
OPT Employment Completion Type Codes	OPTCompletionType	Type of OPT employment (e.g. Pre-Completion or Post-Completion) (F-1 only)
Secondary Major and Codes for Students	ProgSubjectCodeStudentType	List of secondary major, minor, and subject/field codes for student and exchange visitors respectively
Student Cancellation Reason Codes	StudentCancelReasonType	Reasons for canceling a student.
Student Creation Reason Codes	StudentCreateReasonType	Reasons for creating a student record in SEVIS
Student Reprint Codes	StudentReprintRequestReasonType	Reasons for reprinting a student's I-20
Student Termination Reason Codes	StudentTerminationReasonType	Reasons for terminating a student

Exhibit 9: SEVIS Exchange Visitor and Dependent Lookup Tables

Table	Table Name (from SEVISTable.xsd)	Description
Category Codes	EVCATEGORYCODETYPE	Codes representing the program categories for exchange visitors
Correct Minor or Technical Infraction Codes	EVINFRACTIONCODETYPE	Codes used to correct minor or technical infraction for an exchange visitor
Department of State Maximum and Minimum Duration of Stay Rules	This table is not included in SEVISTable.xsd	The list of maximum and minimum duration of participation rules for each category code
Dependent End Program Codes	DEPENDENTCOMPLETIONTYPE	Codes representing the reasons for ending a program for a dependent
Dependent Termination Codes	EVDEPTERMINATIONREASONTYPE	Codes representing the reasons a dependent could be terminated
End Program Reason Codes	EVCOMPLETIONCODETYPE	Reasons for ending the program for an exchange visitor
Exchange Visitor and Dependent Age Requirements	This table is not included in SEVISTable.xsd	List of age requirements for specific category codes and dependents
Exchange Visitor Creation Reason Codes	EVCREATEREASONTYPE	Reasons for creating an exchange visitor record in SEVIS
Exchange Visitor Reprint Codes	EVREPRINTREQUESTREASONTYPE	Reasons for reprinting exchange visitor and dependent DS-2019 forms
Exchange Visitor Termination Reason Codes	EVTERMINATIONREASONTYPE	Reasons for terminating an exchange visitor's status
International Organization Codes	INTERNATIONALORGCODETYPE	Codes representing international organizations that provide funding to exchange visitors
Matriculation Codes	MATRICULATIONTYPE	Code representing the matriculation type for the exchange visitor
Occupational Codes	EVOCCUPATIONCATEGORYCODETYPE	Code represents the occupational category for Trainee and Intern.

Table	Table Name (from SEVISTable.xsd)	Description
Position Codes	EVPositionCodeType	Codes representing the position held by the exchange visitor in his/her home country
Residential Address Type Codes	EVResidentialType	Code represents the residential address type for Secondary School Student.
U.S. and U.S. Territories Country of Birth Reason Codes	USBornReasonType	Reasons for using U.S. or U.S. Territories for Country of Birth
U.S. Government Agency Codes	GovAgencyCodeType	Codes representing U.S. Government agencies that provide funding to exchange visitors

Exhibit 10: SEVIS Common Lookup Tables

Table	Table Name (from SEVISTable.xsd)	Description
Birth Country Codes	BirthCntryCodeType	Country codes as defined by Federal Information Processing Standards Publication 10-4 (FIPS 10-4), National Imagery and Mapping Agency for use as Country of Birth
Citizenship / Residence Country Codes	CitizenshipCntryCodeType	Country codes as defined by FIPS 10-4, National Imagery and Mapping Agency for use as country of Citizenship and residence
Dependent Type Codes	DependentCodeType	Dependent Type (spouse or child)
Gender Codes	GenderCodeType	Codes used to represent student, exchange visitor, or dependent gender (Male, Female, or Other)
Name Suffix Codes	NameSuffixCodeType	Codes used to represent the student, exchange visitor, or dependent name suffix, e.g., Jr., Sr.
Port of Entry Codes	PoeCodeType	Codes associated with the ports of entry to the United States
Primary Major Codes for Students and Subject/Field Codes for Exchange Visitors	ProgSubjectCodeType	List of primary major and subject/field codes for student and exchange visitors respectively

Table	Table Name (from SEVISTable.xsd)	Description
State Codes	StateCodeType	Two-digit codes representing the United States states
Visa Issuance Post Codes	VisaPostCodeType	Codes representing the consular office that issued the student's or exchange visitor's visa
Class of Admission Codes	DependentFMVisaType or StudentVisaCodeType or EVVisaCodeType	Class of Admission, e.g., F-1, M-1, J-1

3.2 SEVIS Batch Interface Communication Methods

The SEVIS Batch Interface will use SSL and HTTPS to communicate with user systems over the Internet. The user system accessing SEVIS must upload a class 1 SSL digital certificate via SEVIS RTI. Once the user system has uploaded their certificate in SEVIS, forwarded their Customer Agreement for use of Batch File Transfer Processing, and been approved by DHS, the Batch file transfer process between the two systems can proceed.

Section 2.1.5, SEVIS Batch Testing, provides instructions for the schools and program sponsors on the registration and beta testing processes for the SEVIS Batch Interface.

Exhibit 11: Sample Commands, provides sample commands for upload to and download from SEVIS Batch.

Exhibit 11: Sample Commands

Transaction	Command
Upload	cURL -E [certificate] [Certificate File]:[Certificate Password] -F orgid=[orgid] School Code or Program Number -F batchid=[batchid] Unique Batch ID -F userid=[userid] Authorized SEVIS user ID -F xml=@[document.xml] XML Data Document https://[url]/action/batchUpload SEVIS Batch Upload URL
Download	cURL -E [certificate] [Certificate File]:[Certificate Password] -F orgid=[orgid] School Code or Program Number -F batchid=[batchid] Unique Batch ID -F userid=[userid] Authorized SEVIS user ID https://[url]/action/batchDownload SEVIS Batch Download URL

SEVIS Batch Production and Testing URLs will be provided once the Customer Agreement has been received and approved. The Customer Agreement can be found at the following URL:

<http://www.ice.gov/sevis/schools/sevis#tab1>

SEVIS Batch Schema Locations:

Production – <http://www.ice.gov/sevis/schools/sevis#tab1>

Beta Test – <http://www.ice.gov/xmlschema/sevisbatch/beta>

Alpha Test – <http://www.ice.gov/xmlschema/sevisbatch/alpha>

To access the specific schema for each environment, add the schema name to the end of each URL:

- /Create-UpdateStudent.xsd
- /Create-UpdateExchangeVisitor.xsd
- /Common.xsd
- /SEVISTable.xsd
- /SevisTransLog.xsd

APPENDIX A – ACRONYMS AND ABBREVIATIONS

APPENDIX A – ACRONYMS AND ABBREVIATIONS

Acroynon	Description
API	Application Program Interface
ARO	Alternate Responsible Officer
ASCII	American Standard Code for Information Interchange
CFR	Code of Federal Regulations
CIP 2020	Classification of Instructional Programs: Year 2020
CPT	Curricular Practical Training
DHS	Department of Homeland Security
DoS	Department of State
Dpi	Dots Per Inch
DSO	Designated School Official
EV	Exchange Visitor
FIPS	Federal Information Processing Standard
HTTP	Hypertext Transfer Protocol
HTTPS	Hypertext Transfer Protocol Secure
ID	Identification
IIRIRA	Illegal Immigration Reform and Immigrant Responsibility Act
KB	Kilobyte
MB	Megabyte
OCE	Off Campus Employment
OPT	Optional Practical Training
PDF	Portable Document Format
PDSO	Principle Designated School Official
POC	Point of Contact
RO	Responsible Officer
RTI	Real-Time Interactive
SEVIS	Student and Exchange Visitor Information System
SSL	Secure Socket Layer
T/IPP	Training/Internship Placement Plan

Acroynon	Description
UCS	Universal Character Set
URL	Uniform Resource Locator
UTF-8	UCS Transformation Format 8
W3C	World Wide Web Consortium
XML	Extensible Mark-up Language
XSD	XML Schema Definition

**APPENDIX B – SEVIS BATCH PROCESS DISPOSITION AND
VALIDATION FAILURE CODES**

APPENDIX B – SEVIS BATCH PROCESS DISPOSITION AND VALIDATION FAILURE CODES

Note: *** Will no longer be used by SEVIS beginning with Release 5.0.

Disposition Groups

Range	Purpose
S0001-S0009	General failure codes
S0010-S0019	Upload-specific failure codes
S0020-S0029	Process-specific failure codes
S0030-S0039	Download-specific failure codes

General Disposition Codes

Code	Description	Used By Upload	Used By Process	Used By Download
S0000	Success	Yes	Yes	Yes
S0001	General upload/download failure	Yes	No	Yes
S0002	Invalid organization information	Yes	No	Yes
S0003	Invalid user ID	Yes	No	Yes
S0004	***			
S0005	***			
S0006	***			
S0007	***			
S0008	***			
S0009	***			

Upload-Specific Disposition Codes

Code	Description
S0010	Duplicate Batch ID
S0011	Document name invalid
S0012	XML is not well-formed or does not agree with SEVIS-specific POSTing requirements
S0013	XML does not comply with SEVIS schema
S0014	***
S0015	***
S0016	***
S0017	***
S0018	***

*Application Program Interface Document for the Student and
Exchange Visitor Information System Batch Interface Release 6.55*

Code	Description
S0019	***

Process-Specific Disposition Codes

Code	Description
S0020	One or more records failed processing due to business rule violations
S0021	***
S0022	***
S0023	***
S0024	***
S0025	***
S0026	***
S0027	***
S0028	***
S0029	***

Download-Specific Disposition Codes

Code	Description
S0030	Download unavailable – batch job not yet processed
S0031	Download invalid – batch job never submitted
S0032	***
S0033	***
S0034	***
S0035	***
S0036	***
S0037	***
S0038	***
S0039	***

F/M Eligibility Processing Errors

Code	Description
S1001	User ID is invalid
S1002	User is prohibited from performing this action
S1003	SEVIS ID not found
S1004	Student exists in the SEVIS database / This record is a duplicate of other record(s) within this XML

*Application Program Interface Document for the Student and
Exchange Visitor Information System Batch Interface Release 6.55*

S1006	Spouse already exists in Initial or Active status
S1009	Program start date must be prior to program end date
S1010	Program start date must be equal to or after today's date
S1014	Dependent must be born on or after [current date – 21 years] – invalid dependent record '[last name], [first name]'
S1016	Program end date must be within twelve months of the original program end date for this visa type
S1020	OPT end date must be within fourteen months of program end date
S1024	Financial expense must be less than financial funding
S1025	Student is prohibited from enrolling in this coursework
S1026	Campus ID is missing
S1027	English language schools are prohibited from requesting CPT employment
S1029	CPT employment duration cannot exceed one year
S1031	Invalid education level for this CPT request
S1032	Current session end date must be equal to or after today's date
S1033	Dependent visa type does not match student visa type – invalid dependent record '[last name], [first name]'
S1034	Other remarks are required when reason of 'OTHER' is selected
S1035	Invalid education level for public institution
S1036	Invalid education level for OPT request
S1037	Education Major Code 2 and Minor use is prohibited for student of this visa
S1038	OPT request must be made no later than 60 days after the program end date
S1039	Employment start date must be prior to employment end date
S1041	Program end date must be within three years of the original program start date for this visa type
S1042	M-1 student is prohibited from updating program end date except when the current date is within sixty and fifteen days prior to the current program end date
S1043	New program end date is prohibited prior to current program start date
S1044	Employment dates must not overlap with an existing employment segment
S1046	OPT request is prohibited except when the current date is within ninety days of the program end date for this visa type
S1047	OPT start date must be after program end date for this visa type
S1048	School Code is missing
S1049	School is not authorized to create or modify students for this visa type
S1050	Employment end date is prohibited beyond program end date
S1051	Authorization start date must be prior to current program end date
S1053	Student is not eligible for commuter status due to country of citizenship
S1054	Student status must be active for this action
S1055	Invalid reason for authorizing student to drop below full course of study
S1056	Invalid student visa type for this action

*Application Program Interface Document for the Student and
Exchange Visitor Information System Batch Interface Release 6.55*

S1057	Student status must be initial for this action
S1058	Student country of citizenship cannot be 'US'
S1059	Student terminated for 'Otherwise Failing to Maintain Status' requires 'Other Remarks'
S1060	Invalid termination reason for student of this visa type
S1061	Education level code of 'other' requires comments
S1062	Invalid education code for student of this visa type
S1063	U.S. address is required
S1066	Authorized drop below start date must be prior to end date
S1067	Birth date cannot be in the future
S1068	Next session start date is required when last session is false. Next session start date should not be indicated when last session is true.
S1069	No matching request found
S1070	No matching authorized drop below request has been found
S1071	Duplicate request found for student
S1072	Authorized drop below segments cannot overlap another segment
S1073	Authorization end date cannot be more than twelve months from the authorization start date for this visa type
S1074	Authorization end date cannot be more than five months from the authorization start date for this visa type
S1075	Authorization start date must be on or after current program start date
S1076	Authorization end date must be on or prior to current program end date
S1077	Authorization end date must be equal to or after today's date
S1078	Start date cannot be updated after authorization start date has passed
S1079	Authorized drop below request cannot be updated after authorization end date has passed
S1080	Authorized drop below request cannot be cancelled after the authorization start date has passed
S1081	Must provide at least one of the following fields to edit an authorize drop below segment: new authorization start date, new authorization end date, new authorization reason
S1082	Student has more than one record in Initial or Active status
S1083	Student already has an outstanding Change Education Request pending
S1085	Current session end date is not in the valid date range
S1086	Next session date is not within the valid date range
S1087	Invalid reason for authorizing student to drop below full course of study due to country of citizenship
S1089	New program end date may not be after current program end date
S1090	Transfer-in student cannot be cancelled
S1091	Cannot cancel student with change level of education
S1092	Cannot cancel student that has already arrived in U.S.
S1093	Dependent status must be initial for this action
S1094	Cannot cancel dependent that has already arrived in U.S.
S1095	Employment event cannot be cancelled after employment start date

*Application Program Interface Document for the Student and
Exchange Visitor Information System Batch Interface Release 6.55*

S1096	Current program end date must be equal to or after today's date
S1097	Cannot update education level, Major Code 2, or Minor for M-1 student
S1098	Cannot request change education level because the student has an existing transfer request
S1100	New program end date must be after current program end date
S1101	Student does not have a change education level request
S1102	Student record at previous education level must be terminated or completed
S1103	Next session start date must be on or after the current session end date
S1104	Other remarks cannot be entered unless termination reason is 'Otherwise Failing to Maintain Status'
S1105	No more than one spouse can be created for a principal student
S1106	Student status must be initial or active for this event
S1107	Dependent status must be initial or active for this event
S1108	Dependent expense is required
S1109	Event cannot be performed when school is in Withdrawn status with no appeal rights, a Dismissed or Not Received appeal, or a past Access Termination Date
S1110	Student already has a pending extension request
S1111	Remarks are required when [expense/funding type] amount has been entered
S1112	[expense/funding type] amount is required when remarks have been entered
S1113	Dependent SEVIS ID not found
S1114	Next session start date must be on or after today's date
S1115	Current session end date must be on or after the program start date
S1116	Current session end date must be on or before the program end date
S1118	Transfer-in student cannot defer attendance
S1119	Cannot defer attendance for student with change level of education
S1120	Cannot defer attendance for student who has already arrived in U.S.
S1121	OPT start date may not be greater than 61 days beyond the program end date
S1122	[field] may not be updated
S1123	Update not permitted after employment end date
S1124	OPT extension requests are authorized for approved, post-completion OPT only
S1126	OPT extension already exists
S1127	[field] is required for this visa type
S1128	OPT end date must be less than or equal to the program end date
S1129	OPT start date must be equal to or greater than the program end date
S1130	OPT extension request status must be approved to perform this update
S1131	OPT reporting is not authorized at this time
S1132	Program end date must be less than or equal to current date
S1133	Student has a pending or approved COS from F-1 to H1-B
S1134	CapGapExtension of status [C, F, or T] has already been requested

*Application Program Interface Document for the Student and
Exchange Visitor Information System Batch Interface Release 6.55*

S1135	CapGapExtension request not found
S1136	CPT start date may not be prior to program start date
S1137	OPT start date may not be prior to program start date
S1138	Education Major Code 2 and Minor are required for student of this visa type
S1139	OPT extension requests are only permitted for students with a STEM Major Code 1 or Major Code 2
S1140	Cap-Gap functionality is currently not supported.
S1141	[LastName; FirstName; PassportName] contains characters other than the alphabetic characters A to Z or a blank space.
S1142	You entered an unacceptable name for [LastName; FirstName; PassportName; preferredname].
S1143	Preferred Name contains characters or patterns that are not allowed.
S1145	Provided address has an invalid city-state-zip combination
S1146	Provided address city-state-zip valid but the street address is invalid. Please provide an explanation code in order to over-ride
S1147	Address override explanation required when explanation code is 'OO'
S1148	[LastName; FirstName; PassportName] contains characters other than the alphabetic characters A to Z or a blank space.
S1149	Employer Start date must not be less than OPT Start date
S1150	Employer Start date must not be on or greater than OPT End date
S1151	Employer End date must not be less than OPT Start date
S1152	Employer End date must not be greater than OPT End date
S1153	Duplicate employer information entered
S1154	Provided employer address has an invalid city-state-zip combination
S1155	Provided employer address city-state-zip valid but the street address is invalid. Please provide an explanation code in order to over-ride
S1156	Address employer override explanation required when explanation code is 'OO'
S1157	Do not use the employer name to indicate the student is seeking employment
S1158	Employer employment code must be Part Time for Part Time OPT
S1159	Employer Start Date must be less than the Employer End Date
S1160	The email address characters or address is incorrect.
S1161	Provide Employer Name and Start date
S1162	No existing employer found for this OPT authorization with the provided name and start date.
S1163	E-mail, USNumber, ForeignCountryNumber or ForeignPhoneNumber cannot have a value if the Student is K-12
S1164	At least one of the USNumber or ForeignPhoneNumber is required for all Student except K-12 and M1 student who is under age of 14 years
S1165	E-mail is required for all Student except K-12 and M1 student who is under age of 14 years
S1166	USNumber, ForeignCountryNumber, ForeignPhoneNumber or Email cannot have a value if M1 student who is under age of 14 years
S1167	USNumber, ForeignCountryNumber or ForeignPhoneNumber cannot have a value if TelephoneExemptInd has the value Y

*Application Program Interface Document for the Student and
Exchange Visitor Information System Batch Interface Release 6.55*

S1168	Employer cannot be added 60 days after the OPT End date
S1169	OPT cannot be updated
S1170	The Post-completion OPT extension is currently not available.
S1172	Invalid Citizen Status: Student
S1173	Invalid Citizen Status: Dependent
S1174	Initial session start date must be between Program start date and Program end date
S1175	Initial session start date must not be more than 30 days of Program start date
S1176	The Program start date cannot be more than one year in the future
S1177	The Major Code 1 must be 32.0109 when Education Level is Language
S1178	Age cannot be more than current date
S1179	US Address is required if Issue Reason is Change of Status Request
S1180	Students are required to have English proficiency in order to enter this program
S1181	English Proficiency reason is required
S1182	Invalid primary major
S1183	Employer Start date must not be less than OPT Extension Start date (one day past the current OPT DSO recommended end date)
S1184	Initial session start date must not be more than 30 days before the New Program start date
S1185	Initial session start date must be between New Program start date and New Program end date
S1186	New Program start date must be after today's date.
S1187	New Program start date must not be more than one year in the future
S1188	The record shows that the I-901 fee has not been paid. The student must pay the I-901 fee before Initial reporting/registration is permitted
S1189	Registration is not permitted if the current date is more than {0} days after the Initial Session Start Date
S1190	The break between sessions is more than 152 days long. You must process this registration in RTI
S1191	The Initial Session Start Date may not be more 152 days after the earliest of the student's Program End Date (if not on post-completion OPT) or the Actual Program End Date, or the Transfer Release date.
S1192	The current session is more than 183 days long. You must process this registration in RTI.
S1193	Email, Phone numbers are not required for Initial registration.
S1194	Current Session End Date must be on or after the Current Session Start Date
S1195	Registration is not permitted if the current date is more than {0} days after the Current Session Start Date.
S1196	US Telephone Number is required
S1197	Current Session Start Date is not populated. You must process this registration in RTI.
S1198	Major Code 1 is not valid for the selected Education Level
S1199	Major Code 2 is not valid for the selected Education Level
S1200	Minor Code is not valid for the selected Education Level
S1201	Invalid Major Code 2
S1202	Invalid Minor Code

*Application Program Interface Document for the Student and
Exchange Visitor Information System Batch Interface Release 6.55*

S1203	Current session start date must be on or after the program start date
S1204	Current session start date must be on or before the program end date
S1205	ForeignCountryNumber is required if ForeignPhoneNumber has been entered
S1206	EIN is a required field.
S1207	Supervisor Information (SupervisorLastName, SupervisorFirstName, SupervisorPhone and SupervisorEmail) is required for STEM OPT.
S1208	STEM OPT {0} Month Participation already Reported.
S1209	Employment start date must be on or after today's date
S2010	The email address characters or address is incorrect.

J Eligibility Processing Error Codes

Code	Description
S2000	Exception occurred while processing this record
S2001	SEVIS ID not found
S2003	[invalid element] contains invalid data
S2004	Program start date cannot be after program end date
S2009	Data is missing: [custom message]
S2010	The email address characters or address is incorrect.
S2011	[program date] is an invalid past date
S2012	The [element] is required.
S2098	Configuration error for [element]
S2099	[custom error message]
S2021	Program form allotment exceeded
S2101	Country or subject is in DHS watch list
S2102	U.S. and U.S. Territories for country of birth require a birth country reason
S2103	When country of birth is not U.S. or U.S. Territories, then birth country reason cannot have a value
S2104	When country of birth is not U.S. or U.S. Territories, then an empty birth country reason tag must be included
S2111	Exchange visitor's age is under 18 years on [program begin date]
S2112	Exchange visitor's age is over 26 years on [program begin date]
S2113	Exchange visitor's age is under 15 years on [program begin date]
S2114	Exchange visitor's age is over 18.5 years on [program begin date]
S2115	Exchange visitor's minimum duration must be at least [minimum duration]
S2116	Exchange visitor's maximum duration must not exceed [maximum duration]
S2119	Spouse already exists
S2121	Dependent must be born on or after [date] – invalid dependent record '[last name], [first name]'

*Application Program Interface Document for the Student and
Exchange Visitor Information System Batch Interface Release 6.55*

Code	Description
S2122	Change of category is invalid
S2123	Cannot update exchange visitor when Change of Status is pending
S2124	Cannot update exchange visitor when status type is [invalid status type]
S2127	Minor or technical infraction requires remarks
S2128	Exchange visitor must be updated within 120 days of program end date
S2129	Site of activity not found
S2130	Other remarks are required when reason of 'OTHER' is selected
S2133	Birthdate cannot be in the future
S2134	Correct the birthdate. The birthdate indicates this person is under 4 years old.
S2135	Correct the birthdate. The birthdate indicates this person is over 100 years old."/>
S2141	Exchange visitor exists in the SEVIS database
S2151	[fund element] cannot be less than 1.00
S2152	Total funding cannot be less than 1.00
S2154	User ID is invalid
S2155	User is prohibited from performing this action
S2157	Program must be active
S2158	The Program Begin Date cannot be more than 1 year in the future
S2159	Subject/Field {0} is not valid for category {1}
S2160	Correct the birthdate as the birthdate indicates a dependent is over 100 years old
S2163	Category code [invalid category code] is not valid for this program
S2201	Primary site of activity cannot be changed to non-primary site of activity
S2202	SiteId is required when an exchange visitor has multiple sites of activity with the same name.
S2203	Primary site of activity cannot be deleted
S2204	Cannot update exchange visitor who has been issued a visa with status type initial
S2205	Sites of activity can only contain one of type [site of activity type]
S2206	Cannot add a site of activity address and a site of type [site of activity type]
S2207	Cannot edit a site of activity of type [site of activity type]
S2208	Exchange visitors with a country of citizenship of [country code] cannot have a site of activity of type [site of activity type]
S2209	Only the Summer Work/Travel category can have a site of activity of type [site of activity type]
S2210	Site of activity of type [site of activity type] cannot be added because it already exists for this exchange visitor
S2211	Site of activity of type [site of activity type] cannot be added when the exchange visitor status is [status]
S2212	Site of activity of type EXEMPT cannot be added after a visa has been issued
S2213	Site of activity types ONTRAVEL and SEEKINGEMP cannot be added during the create exchange visitor event
S2214	Cannot delete a site of activity of type [site of activity type]

*Application Program Interface Document for the Student and
Exchange Visitor Information System Batch Interface Release 6.55*

Code	Description
S2215	Cannot add a site of activity of type [site of activity type] if Primary Site of Activity is for this Exchange Visitor is [site of activity type]
S2216	Site of activity of type [site of activity type] can only be added when the exchange visitor status is [status]
S2217	Cannot add Site of Activity with Primary flag No, if Existing Primary Site of Activity is of type EXEMPT or ON TRAVEL or SEEKING EMPLOYMENT
S2218	A T/IPP, T/IPP Site or T/IPP Phase cannot be added to an exchange visitor that is not a Trainee, Intern or Student Intern
S2219	Cannot add or edit T/IPP sites, phases or participation information when a T/IPP does not exist.
S2222	Other remarks are required when termination reason of 'OTHER' is selected
S2223	Organization name is required when type is 'OTHER'
S2224	Organization name must be excluded when type is not 'OTHER'
S2225	Organization name must be empty when type is not 'OTHER'
S2226	Name and amount are required for 'OTHER' funding
S2227	Amount must be specified when organization has been entered
S2228	Organization must be specified when amount has been entered
S2229	Matriculation program end date must be after the current program end date
S2230	Cannot update dependent when status type is [status]
S2231	Cannot update exchange visitor's dependent who has been issued a visa with status type initial
S2232	Dependent SEVIS ID not found
S2233	New program end date is prohibited prior to current program start date
S2234	New program end date may not be after current program end date
S2235	Occupation category code [category code] is not valid for this program
S2236	New program end date for extension must be later than current program end date
S2237	[field] is required if the category is Student Intern
S2238	[field] must be blank when the category is not Student Intern
S2239	Residential Address fields must be blank when the category is other than Au Pair or Secondary School Student
S2240	Local Community Coordinator Postal Code, Host Family Indicator, Residential Address Type and Boarding School fields must be blank when the category is Au Pair
S2241	Residential Address Type should be selected when the Host Family or Boarding School fields are not blank
S2242	Host Family Indicator is required when the category is Secondary School Student and Residential Address Type is Host Family
S2243	Local Community Coordinator Postal Code is not valid
S2244	[LastName; FirstName; PassportName] contains characters other than the alphabetic characters A to Z or a blank space.
S2245	You entered an unacceptable name for [LastName; FirstName; PassportName; preferredname].
S2246	Preferred Name contains characters or patterns that are not allowed.
S2247	Provided address has an invalid city-state-zip combination

*Application Program Interface Document for the Student and
Exchange Visitor Information System Batch Interface Release 6.55*

Code	Description
S2248	Provided address city-state-zip valid but the street address is invalid. Please provide an explanation code in order to over-ride
S2249	Address override explanation required when explanation code is 'OO'
S2250	Program is not a Korea WEST Sponsor, cannot create an EV in Korea WEST Program.
S2251	Cannot create a site of activity for EV that is a Trainee, Intern or Student Intern and not in Korea WEST Program.
S2252	A T/IPP, T/IPP Site or T/IPP Phase cannot be added if EV is in Korea WEST Program and opted to be exempt from creating a T/IPP
S2253	A T/IPP, T/IPP Site or T/IPP Phase cannot be added if EV is in IWT Program and opted to be exempt from creating a T/IPP.
S2254	There is a gap in your phases between {0} and {1}. The combination of all phase dates must cover the entire length of the program, from Program Begin Date to Program End Date.
S2255	Cannot create an EV in Korea WEST Program with no Site of Activity or T/IPP site.
S2256	Cannot create a site of activity for EV in IWT program.
S2257	Cannot create an EV in IWT program for Korea WEST sponsors.
S2258	EV must be an Intern with Country of Citizenship IRELAND to be in IWT Program.
S2259	Not a valid userName for officialSignBy.
S2260	T/IPP is required if EV is in category Trainee or Student Intern.
S2261	IsIWT is required if EV is in category Intern with Country of Citizenship IRELAND.
S2262	Cannot create an EV with no Primary T/IPP site.
S2263	[element] must be provided for site before EV can be validated.
S2264	[element] must be provided for phase before EV can be validated.
S2265	[field] is not valid for this EV.
S2266	Official Signature Date, EV Signature Date or Supervisor Signature Date is required.
S2267	Provided [element] address has an invalid city-state-zip combination
S2268	Provided [element] address city-state-zip valid but the street address is invalid. Please provide an explanation code in order to over-ride
S2269	[element] address override explanation required when explanation code is 'OO'
S2270	Cannot delete the [element] as it creates a gap in your phases between {2} and {3}. The combination of all phase dates must cover the entire length of the program, from Program Begin Date to Program End Date.
S2271	[element] must be after 01/01/1900
S2272	Phase ID is not valid for this Site.
S2273	Cannot add a site of activity for EV in IWT Program with no T/IPP.
S2274	Cannot add a site of activity for EV with existing T/IPP.
S2275	Cannot delete the only phase for SOA.
S2276	Cannot update exchange visitor when status type is [element].
S2277	A T/IPP cannot be added if EV is not in Korea WEST Program or in IWT program.
S2278	A T/IPP cannot be added for EV with existing T/IPP.

*Application Program Interface Document for the Student and
Exchange Visitor Information System Batch Interface Release 6.55*

Code	Description
S2279	Cannot print DS-7002 for exchange visitor that is not a Trainee, Intern or Student Intern.
S2280	Cannot print DS-7002 for exchange visitor with no T/IPP.
S2281	A phase can be deleted only if the current date is prior to the Phase Start Date.
S2282	Program End Date must be after Program Start Date.
S2283	New Program End Date must be before current Program End Date.
S2284	A program cannot be validated more than 30 days before the Program Begin Date
S2285	Local Community Coordinator last Name is required when the category is Secondary School Student
S2286	Local Community Coordinator First Name is required when the category is Secondary School Student
S2287	Local Community Coordinator Postal Code is required when the category is Secondary School Student
S2288	Primary Contact Last Name is required when the category is Secondary School Student
S2289	Primary Contact First Name is required when the category is Secondary School Student
S2290	Boarding School Name is required when the category is Secondary School Student and Residential Address Type is Boarding School
S2291	Primary Contact Title is required when the category is Secondary School Student and Residential Address Type is Boarding School
S2292	Host Family fields and Boarding School fields cannot contain data at the same time when the category is Secondary School Student
S2293	Boarding School fields must be blank when the category is Secondary School Student and Residential Address Type is Host Family
S2294	Host Family fields must be blank when the category is Secondary School Student and Residential Address Type is Boarding School
S2295	Cannot select TEMPORARY as a Host Family Indicator when EV status is Initial and category is Secondary School Student
S2296	Residential Address Information is required when EV status is ACTIVE and category is Secondary School Student
S2297	Cannot select TEMPORARY as a Host Family Indicator when creating an EV with a Secondary School Student category
S2298	A program cannot be validated if Residential Address data has not been entered
S2299	Foreign Country Number is required if Foreign Telephone Number is entered
S2300	Foreign Telephone Number is required if Foreign Country Number is entered
S2301	The Program Begin Date can be no more than 30 days prior to the current date
S2302	The Program End Date must be after the current date
S2303	Spouse/dependents are not permitted if the category is {0}
S2304	The only Position allowed for Secondary School Student is 223
S2305	Australia or New Zealand are the only countries allowed for Country of Citizenship
S2306	Republic of Korea (South Korea) is the only Country of Citizenship allowed for this program
S2307	The program duration must be between 3 weeks and 1 year

APPENDIX C – CREATE-UPDATE STUDENT AND DEPENDENT DATA ELEMENTS

APPENDIX C – CREATE-UPDATE STUDENT AND DEPENDENT DATA ELEMENTS

The data elements described in the table shown below relate to the schema entitled “Create-UpdateStudent.xsd”. When an element is marked with “R*” in the Required/Optional column, this indicates that the element is required under certain circumstances. For example, the structure to which the element belongs is Optional, however, if that structure is present in the upload document, the elements of that structure marked with “R*” are required.

Data Elements and Attributes [Attributes are shown in parentheses, e.g., (userID)]	Required/ Optional	Data Field Type	Data Length	Data Definition	Business Rules
SEVISBatchCreateUpdateStudent	R	Structure		SEVIS Batch create or update student	Structure used to provide information for creating/updating student records.
(userID)	R	String	10	SEVIS User ID	SEVIS user ID of the PDSO for the school/campus that is submitting the SEVIS Batch document.
BatchHeader	R	Structure		Header	Structure used to provide the header elements identifying the SEVIS Batch upload.
BatchID	R	String	14	SEVIS Batch document identifier	Unique identifier assigned by the school for the SEVIS Batch upload document. Must be unique to the school for each data document uploaded. Use of date-time stamp is recommended.
OrgID	R	String	15	School code	School code assigned by the DHS when school was approved in SEVIS, e.g., WAS214F12345123.
CreateStudent	O	Structure		Create student request	Structure used when creating new student records. If structure is used, elements identified as “R*” must be provided.
Student	R*	Structure		Student information	Structure used to provide the required and optional information for the new student. A maximum of 250 create student and 250 update student requests may be included in each upload document.

Data Elements and Attributes [Attributes are shown in parentheses, e.g., (userID)]	Required/ Optional	Data Field Type	Data Length	Data Definition	Business Rules
(requestID)	R*	String	20	Request identifier	Individual record identifier assigned by the school must be provided for each record included in the upload document. Identifier must be unique within the upload document.
(userID)	R*	String	10	SEVIS user ID	SEVIS user ID for the PDSO/DSO responsible for the student record. Name associated with this user ID will be shown in signature block on I-20 PDF document, if print request indicator is TRUE.
(printForm)	R*	Boolean	1	Print request indicator (Value: 1 or true; 0 or false)	Indicator used to request that I-20 in PDF document is returned with SEVIS Batch download.
UserDefinedA	O	String	10	User defined field A. (Format: Alphanumeric, variable length)	A text field for recording any code used by the school to identify the student, e.g., ID number or document number.
UserDefinedB	O	String	14	User defined field B (Format: Alphanumeric, variable length)	A second field for recording any code used by the school to identify the student.
PersonallInfo	R*	Structure		Student biographical information	Structure used to provide biographical information for the student.
FullName	R*	Structure		Full name	Structure used to provide the full name elements for the student.
LastName	R*	String	80	Surname/Primary Name (Last) name	Surname/Primary Name (Family) name of student. If student has only one name, the name must be provided in this element.
FirstName	O	String	80	Given (First) name	Given (First) name of student. NOTE: This value will contain the Given (First) and middle name of the student.
PassportName	O	String	39	Passport name	Passport name of student as reflected in the machine readable zone of the passport.

Data Elements and Attributes [Attributes are shown in parentheses, e.g., (userID)]	Required/ Optional	Data Field Type	Data Length	Data Definition	Business Rules
PreferredName	O	String	180	Preferred name	Preferred name of student. NOTE: If value is not entered, SEVIS will concatenate Given, Surname/Primary Name, and Suffix name fields to populate this field
Suffix	O	String	3	Suffix code (Value: Jr., Sr., I, II, III, IV)	Name suffix for student, e.g., Jr., III (See table entitled Name Suffix Codes)
BirthDate	R*	Date	10	Birth date (Format: yyyy-MM-dd)	Birth date of student.
Gender	R*	String	1	Gender (Value: M = Male, F = Female, or U = Other)	Student's gender. A value is available to indicate the student's gender is other. (See table entitled Gender Codes)
BirthCity	O	String	100	City of birth	City where the student was born.
BirthCountryCode	R*	String	2	Country of birth	Student's country of birth. Two-digit code associated with the student's country of birth must be provided. Codes are provided for countries that have changed names or no longer exist. (See table entitled Birth Country Codes)
CitizenshipStatus	O	String	2	Citizenship status type (Value: 03 = At the time of birth, the nonimmigrant was the child of a foreign diplomat serving in the United States, 04 = An expatriate who formally revoked United States citizenship)	Student's citizenship status. Two-digit code associated with the student's citizenship status. (See table entitled Birth Category Codes)
CitizenshipCountryCode	R*	String	2	Country of citizenship	Student's country of citizenship. Two-digit code associated with the student's country of citizenship must be used. (See table entitled Citizenship Country Codes)

Data Elements and Attributes [Attributes are shown in parentheses, e.g., (userID)]	Required/ Optional	Data Field Type	Data Length	Data Definition	Business Rules
Email	O	String	255	Email addresss (Format: @ symbol must be present with characters both before and after, a dot must exist after the @ symbol, two to six characters must exist after the dot)	Email address for the student, must meet the SEVIS Email address standarization
Commuter	O	Boolean	1	Commuter student (Format: 1 or true; 0 or false)	Indicator of whether student is a commuter student. Commuter student indicator is valid only for students whose country of citizenship is Canada or Mexico. Commuter students are not required to provide U.S. address data.
VisaType	R*	String	2	Visa class of admission type (Value: 01 = F-1; 02 = M-1)	Visa classification assigned to student. Code associated with the class of admission must be provided. (See table entitled Class of Admission Codes)
Telephone	O	Structure		Student telephone number	Structure used to capture the student's telephone infomration. Telephone number will be collected for all students except F-1 students who are in grades K-12 or M-1 students under the age of 14
TelephoneExemptInd	R	String	1	Student telephone number indicator (Value : Y = Yes ; N = No)	Indicator used to determine if the student has provided information that he/she does not have a telephone number
Phone	O	Structure		Student telephone number	Structure used to capture the student's telephone infomration. Telephone number will be collected for all students except F-1 students who are in grades K-12 or M-1 students under the age of 14
USNumber	O	String	10	Student's U.S. telephone number	Student's U.S. telephone number will be collected for all students except F-1 students who are in grades K-12 or M-1 students under the age of 14

Data Elements and Attributes [Attributes are shown in parentheses, e.g., (userID)]				Required/ Optional	Data Field Type	Data Length	Data Definition	Business Rules
Foreign				O	Structure		Student foreign telephone number	Structure used to capture the student's foreign telephone information. Telephone number will be collected for all students except F-1 students who are in grades K-12 or M-1 students under the age of 14
CountryNumber				O	String	1-4	Student's foreign telephone number country code	Student's foreign telephone number country code
PhoneNumber				R	String	1-20	Student's foreign telephone number	Student's foreign telephone number
IssueReason				R*	String		Initial student (Value: I = Initial Attendance S = Change of Status)	Field indicating that student is an Initial student at your school or record is being created in support of a change of status petition. (See table entitled Student Creation Reason Codes).
USAddress				O	Structure		U.S. address	Address where student will reside while in the U.S. When U.S. address structure is used, the elements within this structure marked "R*" must be provided.
Address1				R*	String	64	Address line 1	First line of street address for student's U.S. address. Example entries for Address1: <Address1>1600 South Joyce St, APT# 18</Address1> <Address1>1111 Army Navy Dr. #331</Address1> <Address1>1111 Army Navy Drive, BLDG #A, Suite 101</Address1>
Address2				O	String	64	Address line 2	Second line of street address for student's U.S. address.
City				O	String	60	City	City for student's U.S. address
State				O	String	2	State	State for student's U.S. address. Two-digit code associated with the U.S. state must be used. (See table entitled State Codes)

Data Elements and Attributes [Attributes are shown in parentheses, e.g., (userID)]	Required/ Optional	Data Field Type	Data Length	Data Definition	Business Rules
PostalCode	R*	String	5	Zip code	Zip code for student's U.S. address.
ExplanationCode	O	String	2	Explanation Code	Two-digit explanation code for student's U.S. physical address.
Explanation	O	String	5-200	Explanation text to explain the address over-ride	Text to explain the student's U.S. physical address over-ride.
MailingAddress	O	Structure		U.S. mailing address	Student's US mailing address where the student will receive mail in the US. When U.S. mailing address structure is used, the elements within this structure marked "R*" must be provided.
Address1	R*	String	64	Address line 1	First line of street address for student's U.S. mailing address. Example entries for Address1: <Address1>1600 South Joyce St, APT# 18</Address1> <Address1>1111 Army Navy Dr. #331</Address1> <Address1>1111 Army Navy Drive, BLDG #A, Suite 101</Address1>
Address2	O	String	64	Address line 2	Second line of street address for student's U.S. mailing address.
City	O	String	60	City	City for student's U.S. mailing address
State	O	String	2	State	State for student's U.S. mailing address. Two-digit code associated with the U.S. state must be used. (See table entitled State Codes)
PostalCode	R*	String	5	Zip code	Zip code for student's U.S. mailing address.
ExplanationCode	O	String	2	Explanation Code	Two-digit explanation code for student's U.S. mailing address.
Explanation	O	String	5-200	Explanation text to explain the address over-ride	Text to explain the student's U.S. mailing address over-ride.

Data Elements and Attributes [Attributes are shown in parentheses, e.g., (userID)]	Required/ Optional	Data Field Type	Data Length	Data Definition	Business Rules
ForeignAddress	R*	Structure		Foreign address information	Structure used to provide student's foreign address information. Must be provided for all new student records.
Address1	R*	String	60	Foreign address line 1	First line of student's foreign street address.
Address2	O	String	60	Foreign address line 2	Second line of student's foreign street address.
City	O	String	60	Foreign city	City associated with student's foreign address.
Province	O	String	30	Foreign province	Province of student's foreign address.
CountryCode	R*	String	2	Country code	Country of student's foreign address. Two-digit code associated with student's country of residence must be used. (See table entitled Citizenship / Residence Country Codes)
PostalCode	O	String	20	Postal code (Format: Alpha/Numeric)	Postal code/number for student's foreign address.
EducationalInfo	R*	Structure		Education information	Structure used to provide information related to student's selected education level and major/minor.
EduLevel	R*	Structure		Education level structure	Structure used to update the education level for a student.
Level	R*	String	2	Education level	Indicator for educational level student is pursuing. (See table entitled Education Level Codes)
OtherRemarks	O	String	500	Remarks	Text field for providing remarks related to the student's education level when "OTHER" is selected as the level. This element is required if "OTHER" is selected.

Data Elements and Attributes [Attributes are shown in parentheses, e.g., (userID)]	Required/ Optional	Data Field Type	Data Length	Data Definition	Business Rules
MajorCode1	R*	String	7	Primary major code (major code 1) (Format: 12.1234) (NOTE: The code sent to SEVIS must include the decimal point.)	Code from CIP 2020 list of codes that represents student's major code (primary major). For dual majors, you must select one major to be major code 1 (primary major) and one to be major code 2 (secondary major). (See table entitled Major Code1 (Primary Major Codes) for Students and Subject/Field Codes for Exchange Visitors)
MajorCode2	O	String	7	Secondary major code (major code 2) (Format: 12.1234) (NOTE: The code sent to SEVIS must include the decimal point.)	Code from CIP 2020 list of codes that represents student's major code 2 (secondary major code). Used for those students who have dual majors. For F1 students only. (See table entitled Major Code 2 (Secondary Major Code) and Minor Codes for Students)
Minor	O	String	7	Minor code (Format: 12.1234) (NOTE: The code sent to SEVIS must include the decimal point.)	Code from CIP 2020 list of codes that represents student's minor. For F-1 students only. (See table entitled Major Code 2 (Secondary Major Code) and Minor Codes for Students)
IssDate	R	Date	10	Initial session date (issue) date (Format: yyyy-MM-dd)	Student's initial session start date, the initial session start date must be on or after the Program Start Date, not more than 30 days after the student's program start date
PrgStartDate	R*	Date	10	Program start date (Format: yyyy-MM-dd)	Date the student's program will begin. Student cannot enter the U.S. more than 30 days prior to program start date. Program start date must be greater than or equal to the date the Batch request is processed.
PrgEndDate	R*	Date	10	Program end date (Format: yyyy-MM-dd)	Date the student's program will be completed.

Data Elements and Attributes [Attributes are shown in parentheses, e.g., (userID)]	Required/ Optional	Data Field Type	Data Length	Data Definition	Business Rules
EngProficiency	R*	Structure		English language proficiency	Structure used to indicate whether your school requires English proficiency and whether the student is proficient in the language.
EngRequired	R*	Boolean	1	English proficiency required? (Value: Yes or No)	Indicator that school does or does not require English proficiency.
RequirementsMet	O	Boolean	1	English proficiency requirements met? (Value: Yes or No)	Indication whether student meets the English proficiency requirement for the school. This element must be provided if the value provided in EngRequired element is 1 or true.
NotRequiredReason	O	String	500	Not required reason	Text field for explanation if English proficiency is not required at your school, e.g., student will attend English language courses as part of his/her program. This element must be provided if the value provided in EngRequired element is 0 or false.
FinancialInfo	R*	Structure		Student financial information	Structure used to provide financial requirements and funding available to the student.
AcademicTerm	R*	String	2	Number of months in the academic term (Format: Integer only)	Number of months the student will attend courses during one academic term. The maximum value is 12 months.
Expense	R*	Structure		Expenses	Structure used to provide information on expenses that must be paid by the student. Information provided should be for one academic term.
Tuition	R*	Integer	8	Tuition expenses (Format: U.S. dollars; integer only, no dollar signs, decimals, or commas)	Total amount of tuition expenses that must be paid by the student. Amount of any scholarship(s) should not be deducted. Scholarship information should be included in SchoolFunds structure.

Data Elements and Attributes [Attributes are shown in parentheses, e.g., (userID)]	Required/ Optional	Data Field Type	Data Length	Data Definition	Business Rules
LivingExpense	R*	Integer	8	Living expenses (Format: U.S. dollars; integer only, no dollar signs, decimals, or commas)	Total amount of living expenses that must be paid by the student.
DependentExp	O	Integer	8	Dependent expenses (Format: U.S. dollars; integer only, no dollar signs, decimals, or commas)	Total amount of expenses that must be paid by the student to support dependent(s). Required only if student will be accompanied by dependents and dependents will be included in the Create- Student request.
Other	O	Structure		Other expenses	Structure used to identify other expenses that must be paid by student. If structure is used, elements identified as “R*” must be provided.
	R*	Integer	8	Other expenses (Format: U.S. dollars; integer only, no dollar signs, decimals, or commas)	Total of other expenses that student must pay.
Amount	R*	String	500	Explanation for other expenses	Text field for explanation of other expenses that student must pay.
Funding	R*	Structure		Funding	Structure used to identify funding that is available to the student.
Remarks Personal	R*	Integer	8	Personal funds (Format: U.S. dollars; integer only, no dollar signs, decimals, or commas)	Total amount of personal funds available to the student for use in paying for tuition and expenses.
School	O	Structure		School funding	Structure used to identify funding being provided by the school. This structure is optional; however, if structure is present, elements identified by “R*” must be provided.

Data Elements and Attributes [Attributes are shown in parentheses, e.g., (userID)]	Required/ Optional	Data Field Type	Data Length	Data Definition	Business Rules
	R*	Integer	8	Amount of funding (Format: U.S. dollars; integer only, no dollar signs, decimals, or commas)	Total amount of funding being provided by the school.
Amount	R*	String	500	School funding Explanation	Text field to explain source of funding being provided by the school.
Other Remarks	O	Structure		Other source of funding	Structure used to identify the amount and source of other funding being provided to the student. If structure is present, elements identified by "R*" must be provided.
Amount	R*	Integer	8	Amount of other funding (Format: U.S. dollars; integer only, no dollar signs, decimals, or commas)	Total amount of other funding available to the student.
	R*	String	500	Description of other funding	Text field used to describe the source of other funding.
Employment Remarks	O	Integer	8	Employment funds (Format: U.S. dollars; integer only, no dollar signs, decimals, or commas)	Total amount of funds available to the student through on-campus employment. This element is valid for F-1 classification students only.
CreateDependent	O	Structure		Dependent information	Structure used to create a record for dependents that will accompany student to the U.S. If structure is present, elements identified by "R*" must be provided.
Dependent	R	Structure		Dependent	Structure used to provide information relative to a single dependent. Multiple Dependent structures may be included in a single create student request.
FullName	R*	Structure		Full name	Structure used to provide full name elements for dependent.

Data Elements and Attributes [Attributes are shown in parentheses, e.g., (userID)]	Required/ Optional	Data Field Type	Data Length	Data Definition	Business Rules
	R*	String	80	Surname/Primary (Last) name	Surname/Primary (Last) name of dependent. If dependent has only one name, the name must be provided in this element.
LastName	O	String	80	Given (First) name	Given (First) name of dependent.
	O	String	39	Passport name	Passport name of dependent as reflected in the machine readable zone of the passport.
FirstName PassportName	O	String	180	Preferred name	Preferred name of dependent. NOTE: If value is not entered, SEVIS will concatenate Given, Family, and Suffix name fields to populate this field
PreferredName	O	String	3	Suffix code (Value : Jr., Sr., I, II, III, IV)	Name suffix for dependent, e.g., Jr. (See table entitled Name Suffix Codes)
BirthDate Suffix	R*	Date	10	Birth date (Format: yyyy-MM-dd)	Dependent's birth date
Gender	R*	String	1	Gender (Value: M = Male, F = Female, or U = Other)	Dependent's gender. A value is available to indicate the dependent's gender is other. (See table entitled Gender Codes)
BirthCity	O	String	100	City of birth	City where the student dependent was born.
BirthCountryCode	R*	String	2	Country of birth	Dependent's country of birth. Two-digit code associated with the dependent's country of birth must be provided. Codes are provided for countries that have changed names or no longer exist. (See table entitled Birth Country Codes)
CitizenshipStatus	O	String	2	Citizenship status type (Value: 03 = At the time of birth, the nonimmigrant was the child of a foreign diplomat serving in the United States, 04 = An expatriate who formally revoked United States citizenship)	Student dependent's citizenship status. Two-digit code associated with the student's citizenship status. (See table entitled Birth Category Codes)

Data Elements and Attributes [Attributes are shown in parentheses, e.g., (userID)]	Required/ Optional	Data Field Type	Data Length	Data Definition	Business Rules
CitizenshipCountryCode	O	String	2	Country of citizenship	Dependent's country of citizenship. Two-digit code associated with the dependent's country of citizenship. (See table entitled Citizenship / Residence Country Codes)
Email	O	String	255	Email addresss (Format: @ symbol must be present with characters both before and after, a dot must exist after the @ symbol, two to six characters must exist after the dot)	Email address for the dependent, must meet SEVIS Email standarization
VisaType	R*	String	2	Class of Admission (Value: 04 = F-2; 05 = M-2)	Class of Admission assigned to dependent. Code associated with the class of admission must be provided. (See table entitled Class of Admission Codes)
Relationship	R* String		2	Relationship (Value: 01 = Spouse; 02 = Child)	Dependent's relationship to student. Regulations permit only one spouse to accompany student during study in the U.S. Two-digit code for either Spouse or Child must be used. (See table entitled Dependent Type Codes)
USPhoneNumber	O	String	10	Student dependent's U.S. telephone number	Student dependent's U.S. telephone number will be collected for all students except F-1 students who are in grades K-12 or M-1 students under the age of 14
USAddress	O	Structure		U.S. address	Address where student dependent will reside while in the U.S. When U.S. address structure is used, the elements within this structure marked "R*" must be provided.

Data Elements and Attributes [Attributes are shown in parentheses, e.g., (userID)]	Required/ Optional	Data Field Type	Data Length	Data Definition	Business Rules
Address1	R*	String	64	Address line 1	First line of street address for student dependent's U.S. address. Example entries for Address1: <Address1>1600 South Joyce St, APT# 18</Address1> <Address1>1111 Army Navy Dr. #331</Address1> <Address1>1111 Army Navy Drive, BLDG #A, Suite 101</Address1>
	O	String	64	Address line 2	Second line of street address for student dependent's U.S. address.
	O	String	60	City	City for student dependent's U.S. address
Address2 State City	O	String	2	State	State for student dependent's U.S. address. Two-digit code associated with the U.S. state must be used. (See table entitled State Codes)
	R*	String	5	Zip code	Zip code for student dependent's U.S. address.
ExplanationCode PostalCode	O	String	2	Explanation Code	Two-digit explanation code for student dependent's U.S. physical address.
Explanation	O	String	5-200	Explanation text to explain the address over-ride	Text to explain the student dependent's U.S. physical address over-ride.
MailingAddress	O	Structure		U.S. mailing address	Student dependent's US mailing address where the student will receive mail in the US. When U.S. mailing address structure is used, the elements within this structure marked "R*" must be provided.

Data Elements and Attributes [Attributes are shown in parentheses, e.g., (userID)]	Required/ Optional	Data Field Type	Data Length	Data Definition	Business Rules
Address1	R*	String	64	Address line 1	First line of street address for student dependent's U.S. mailing address. Example entries for Address1: <Address1>1600 South Joyce St, APT# 18</Address1> <Address1>1111 Army Navy Dr. #331</Address1> <Address1>1111 Army Navy Drive, BLDG #A, Suite 101</Address1>
	O	String	64	Address line 2	Second line of street address for student dependent's U.S. mailing address.
Address2	O	String	60	City	City for student dependent's U.S. mailing address
State	O	String	2	State	State for student dependent's U.S. mailing address. Two-digit code associated with the U.S. state must be used. (See table entitled State Codes)
City					
PostalCode	R*	String	5	Zip code	Zip code for student dependent's U.S. mailing address.
ExplanationCode	O	String	2	Explanation Code	Two-digit explanation code for student dependent's U.S. mailing address.
Explanation	O	String	5-200	Explanation text to explain the address over-ride	Text to explain the student dependent's U.S. mailing address over-ride.
Remarks	O	String	500	Remarks	Text field for recording general remarks about the dependent.
UserDefinedA	O	String	10	User defined field A (Format: Alphanumeric, variable length)	A text field for recording any code used by the school to identify the dependent in the school records.
UserDefinedB	O	String	14	User defined field B (Format: Alphanumeric, variable length)	A second field for recording any code used by the school.
Remarks	O	String	500	Remarks	Text field for recording general remarks about the student.

Data Elements and Attributes [Attributes are shown in parentheses, e.g., (userID)]	Required/ Optional	Data Field Type	Data Length	Data Definition	Business Rules
UpdateStudent	O	Structure		Update student	Structure used when updating existing student records. If structure is used, elements identified with “R*” must be provided.
Student	R*	Structure		Student information	Structure used to provide the required and optional information for updating existing student records. This structure is a mutually exclusive choice. Use the structure/element associated with the reason the student’s record is being updated. A maximum of 250 create student and 250 update student requests may be included in each upload document.
(sevisID)	R*	String	11	SEVIS ID (Format: Alpha/Numeric, N0123456789)	SEVIS ID of student record being updated.
(requestID)	R*	String	20	Record identifier	Individual record identifier must be provided for each record included in the upload document. Identifier must be unique within the upload document.
(userID)	R*	String	10	SEVIS user ID for PDSO/DSO	User ID for PDSO/DSO responsible for the request record. Name associated with this user ID will be shown in signature block on I-20 PDF document, if print request indicator is 1 or true.

Data Elements and Attributes [Attributes are shown in parentheses, e.g., (userID)]	Required/ Optional	Data Field Type	Data Length	Data Definition	Business Rules
(statusCode)	O	String		Status code to identify student record being updated	Status code is used to identify which student to update in cases where a Change of Educational Level event has been executed for a student. Once the change education level event is executed, there are two student records: one student record with the original education and one student record with the new education level. Both records will have the same SEVIS ID, but will have different status codes, e.g., ACTIVE for the current program level and INITIAL for the new program level. Thereafter, in order to identify which of the two student records should be updated, the status code is necessary. NOTE: This element is required only after a change of education level event for a student has been completed and prior to the student being registered at the new education level. In all other cases, the statusCode is optional..
UserDefinedA	O	String	10	User defined field A (Format: Alphanumeric, variable length)	A text field used by school to identify the student in the school records.
UserDefinedB	O	String	14	User defined field B (Format: Alphanumeric, variable length)	A second text field used by school.
AuthDropBelowFC	O (Choice)	Structure		Authorize drop below full course	Structure used to provide information if student is being authorized to drop below a full course load. The duration of the authorization to drop below full course load may be 12 months for F-1 students and 5 months for M-1 students. School officials should refer to the regulations governing authorization to drop below full course load.

Data Elements and Attributes [Attributes are shown in parentheses, e.g., (userID)]	Required/ Optional	Data Field Type	Data Length	Data Definition	Business Rules
Add	O (Choice)	Structure		Add Authorized to Drop Below	Structure used to add information if student is being authorized to drop below a full course load. If structure is used, the elements identified as "R*" must be provided.
(printForm)	R*	Boolean	1	Print request indicator (Value: 1 or true; 0 or false)	Indicator used to request that I-20 in PDF document is returned with SEVIS Batch download.
Reason	R*	String	2	Authorization reason	Reason student is authorized to drop below full course load. Two-digit code associated with reason code must be provided. (See table entitled Drop Below Full Time Reason Codes)
StartDate	R*	Date	10	Authorization start date (Format: yyyy-MM-dd)	Start date for drop below full course authorization. Start date cannot be less than the student's Program Start Date and must be greater than or equal to the date the SEVIS Batch request is processed. Drop below segments may not overlap.
EndDate	R*	Date	10	Authorization end date (Format: yyyy-MM-dd)	End date for drop below full course authorization. End date can not be less than the current date, and can not be greater than the student's Program End Date.
Remarks	O	String	500	Drop below full course remarks	Text field for remarks related to the authorization to drop below full course load.
Cancel	O (Choice)	Structure		Cancel Authorized to Drop Below	Structure used to cancel information for student who was previously authorized to drop below a full course load. If structure is used, the elements identified as "R*" must be provided. Cancel can be requested only prior to start date of an existing segment.

Data Elements and Attributes [Attributes are shown in parentheses, e.g., (userID)]	Required/ Optional	Data Field Type	Data Length	Data Definition	Business Rules
(printForm)	R*	Date	1	Print request indicator (Value: 1 or true; 0 or false)	Indicator used to request that I-20 in PDF document is returned with SEVIS Batch download.
Reason	R*	String	2	Authorization reason	Reason student was authorized to drop below full course load for the authorization that is being canceled. Two-digit code associated with reason code must be provided. (See table entitled Drop Below Full Time Reason Codes)
StartDate	R*	Date	10	Authorization end date (Format: yyyy-MM-dd)	Start date for drop below full course authorization that is being canceled.
EndDate	R*	Date	10	Authorization end date (Format: yyyy-MM-dd)	End date for drop below full course authorization that is being canceled.
Edit	O (Choice)	Structure		Edit Authorized to Drop Below	Structure used to edit information of existing authorization to drop below a full course load. If structure is used, the elements identified as "R*" must be provided. If the date the Batch request is processed is less than the Authorization Start Date, all elements may be edited. If the date the Batch request is processed is greater than the Authorization Start Date, only the authorization reason may be edited.
(printForm)	R*	Boolean	1	Print request indicator (Value: 1 or true; 0 or false)	Indicator used to request that I-20 in PDF document is returned with SEVIS Batch download.
Reason	R*	String	2	Authorization reason	Reason student is authorized to drop below full course load. Two-digit code associated with reason code must be provided for the authorization that is being edited. (See table entitled Drop Below Full Time Reason Codes)

Data Elements and Attributes [Attributes are shown in parentheses, e.g., (userID)]	Required/ Optional	Data Field Type	Data Length	Data Definition	Business Rules
StartDate	R*	Date	10	Authorization start date (Format: yyyy-MM-dd)	Start date for drop below full course authorization for the authorization that is being edited. Start date may only be edited if the date the Batch request is processed is less than the original Authorization Start Date of the segment being edited.
EndDate	R*	Date	10	Authorization end date (Format: yyyy-MM-dd)	End date for drop below full course authorization for the authorization that is being edited. End date may only be edited if the date the Batch request is processed is less than the original Authorization End Date of the segment being edited.
Remarks	O	String	500	Drop below full course remarks	Text field for remarks related to edit of the authorization to drop below full course load.
NewReason	O	String	2	Authorization reason	The new reason student is authorized to drop below full course load. Two-digit code associated with reason code must be provided. (See table entitled Drop Below Full Time Reason Codes)
NewStartDate	O	Date	10	Authorization start date (Format: yyyy-MM-dd)	The new start date for drop below full course authorization. Start date cannot be less than the student's Program Start Date and must be greater than or equal to the date the SEVIS Batch request is processed.
NewEndDate	O	Date	10	Authorization end date (Format: yyyy-MM-dd)	The new end date for drop below full course authorization. End date can not be less than the current date, and can not be greater than the student's Program End Date.

Data Elements and Attributes [Attributes are shown in parentheses, e.g., (userID)]	Required/ Optional	Data Field Type	Data Length	Data Definition	Business Rules
CPTEmployment	O (Choice)	Structure		Curricular Practical Training (CPT) employment	Structure used to add or cancel CPT employment for a student. If structure is used, elements identified with "R*" must be provided.
Add	O (Choice)	Structure		New Curricular Practical Training employment	Structure used to add new CPT employment for a student. If structure is used, elements identified with "R*" must be provided.
(printForm)	R*	Boolean	1	Print request indicator (Value: 1 or true; 0 or false)	Indicator used to request that I-20 in PDF document is returned with SEVIS Batch download.
StartDate	R*	Date	10	Employment start date (Format: yyyy-MM-dd)	Date that student will begin CPT employment. Date entered must be greater than or equal to the date the Batch request is processed.
EndDate	R*	Date	10	Employment end date (Format: yyyy-MM-dd)	Date that student will complete CPT employment. Date entered must be less than or equal to the student's program end date.
FullPartTimeIndicator	R*	String	2	Employment type (Value: 01 = Full Time; 02 = Part Time)	Code indicating full-time or part-time employment. Two-digit code associated with employment type must be used. (See table entitled Employment Time Codes)
EmployerName	R*	String	100	Employer name	Name of the CPT employer.
EmployerAddress	R*	Structure		Address of employer	Structure used to provide information on the address elements for the CPT employer.
	R*	String	60	Address line 1	First line of street address for employer's address.
Address1	O	String	60	Address line 2	Second line of street address for employer's address.
City	R*	String	60	City	City for employer's address.
Address2					

Data Elements and Attributes [Attributes are shown in parentheses, e.g., (userID)]	Required/ Optional	Data Field Type	Data Length	Data Definition	Business Rules
State	R*	String	2	State	State for employer's address. Two-digit code associated with the U.S. state must be used. (See table entitled State Codes)
	R*	String	5	Zip code	Zip code for employer's address.
PostalRoutingCode	O	String	4	Postal routing code	Four-digit postal routing code for employer's address.
PostalCodeRelevance	O	String	250	Course Relevance	Text field for recording explanation for relevance of CPT employment to student's course work.
Remarks	O	String	250	CPT remarks	Text field for providing remarks related to the CPT employment information.
Cancel	O (Choice)	Structure		Cancel Curricular Practical Training employment	Structure used to cancel CPT employment for a student. CPT cancellation may be performed only if the date the Batch request is processed is less than the employment start date of the CPT segment being canceled. If structure is used, elements identified with "R*" must be provided.
(printForm)	R*	Boolean	1	Print request indicator (Value: 1 or true; 0 or false)	Indicator used to request that I-20 in PDF document is returned with SEVIS Batch download.
StartDate	R*	Date	10	Employment start date (Format: yyyy-MM-dd)	Start date for CPT employment segment being canceled.
EndDate	R*	Date	10	Employment end date (Format: yyyy-MM-dd)	End date for CPT employment segment being canceled.
FullPartTimeIndicator	R*	String	2	Employment type (Value: 01 = Full Time; 02 = Part Time)	Employment code for CPT segment being canceled. Code indicating full-time or part-time employment. Two-digit code associated with employment type must be used. (See table entitled Employment Time Codes)

Data Elements and Attributes [Attributes are shown in parentheses, e.g., (userID)]	Required/ Optional	Data Field Type	Data Length	Data Definition	Business Rules
EmployerName	R*	String	100	Employer name	Name of the CPT employer.
Dependent	O (Choice)	Structure		Dependent information	Structure used to edit information related to a dependent. This structure is a mutually exclusive choice. Use the structure/element associated with the reason the dependent's record is being updated. If structure is used, elements identified with "R*" must be provided.
UserDefinedA	O	String	10	User defined field A (Format: Alphanumeric, variable length)	A text field for recording any code used by the school to identify the dependent.
UserDefinedB	O	String	14	User defined field B (Format: Alphanumeric, variable length)	A second field for recording any code used by the school.
Add	O (Choice)	Structure		Add dependent	Structure used to create a record for a dependent that will accompany student to the U.S. If structure is used, elements identified with "R*" must be provided.
(printForm)	R*	Boolean	1	Print request indicator (Value: 1 or true; 0 or false)	Indicator used to request that I-20 in PDF document is returned with SEVIS Batch download.
FullName	R*	Structure		Full name	Structure used to provide full name elements for dependent.
	R*	String	80	Surname/Primary (Last) name	Surname/Primary name of dependent. If dependent has only one name, the name must be provided in this element.
LastName	O	String	80	Given (First) name	Given (First) name of dependent. NOTE: This value will contain the Given (First) and middle name of the dependent
FirstName	O	String	39	Passport name	Passport name of dependent as reflected in the machine readable zone of the passport.

PassportName

Data Elements and Attributes [Attributes are shown in parentheses, e.g., (userID)]	Required/ Optional	Data Field Type	Data Length	Data Definition	Business Rules
	O	String	180	Preferred name	Preferred name of dependent. NOTE: If value is not entered, SEVIS will concatenate Given, Family, and Suffix name fields to populate this field
PreferredName	O	String	3	Suffix code (Value : Jr., Sr., I, II, III, IV)	Name suffix for dependent. (See table entitled Name Suffix Codes)
BirthDate	R*	Date	10	Birth date (Format: yyyy-MM-dd)	Dependent's birth date
Suffix Gender	R*	String	1	Gender (Value: M = Male, F = Female, or U = Other)	Dependent's gender. A value is available if the dependent's gender is other. (See table entitled Gender Codes)
BirthCity	O	String	100	City of birth	City where the student dependent was born.
BirthCountryCode	R*	String	2	Country of birth	Dependent's country of birth. Two-digit code associated with the dependent's country of birth must be provided. Codes are provided for countries that have changed names or no longer exist. (See table entitled Birth Country Codes)
CitizenshipStatus	O	String	2	Citizenship status type (Value: 03 = At the time of birth, the nonimmigrant was the child of a foreign diplomat serving in the United States, 04 = An expatriate who formally revoked United States citizenship)	Student's citizenship status. Two-digit code associated with the student's citizenship status. (See table entitled Birth Category Codes)
CitizenshipCountryCode	O	String	2	Country of citizenship	Dependent's country of citizenship. Two-digit code associated with the dependent's country of citizenship. (See table entitled Citizenship / Residence Country Codes)

Data Elements and Attributes [Attributes are shown in parentheses, e.g., (userID)]	Required/ Optional	Data Field Type	Data Length	Data Definition	Business Rules
Email	O	String	255	Email addresss (Format: @ symbol must be present with characters both before and after, a dot must exist after the @ symbol, two to six characters must exist after the dot)	Email address for the dependent.
VisaType	R*	String	2	Class of Admission (Value: 04 = F-2; 05 = M-2)	Class of Admission assigned to dependent. Code associated with the visa type must be provided. (See table entitled Class of Admission Codes)
Relationship	R* String	String	2	Relationship (Value: 01 = Spouse; 02 = Child)	Dependent's relationship to the student. Regulations permit only one spouse to accompany student during study in the U.S. Two-digit code for either Spouse or Child must be used. (See table entitled Dependent Type Codes)
USPhoneNumber	O	String	10	Student dependent's U.S. telephone number	Student dependent's U.S. telephone number will be collected for all students except F-1 students who are in grades K-12 or M-1 students under the age of 14
USAddress	O	Structure		U.S. address	Address where student dependent will reside while in the U.S. When U.S. address structure is used, the elements within this structure marked "R*" must be provided.
Address1	R*	String	64	Address line 1	First line of street address for student dependent's U.S. address. Example entries for Address1: <Address1>1600 South Joyce St, APT# 18</Address1> <Address1>1111 Army Navy Dr. #331</Address1> <Address1>1111 Army Navy Drive, BLDG #A, Suite 101</Address1>

Data Elements and Attributes [Attributes are shown in parentheses, e.g., (userID)]	Required/ Optional	Data Field Type	Data Length	Data Definition	Business Rules
	O	String	64	Address line 2	Second line of street address for student dependent's U.S. address.
	O	String	60	City	City for student dependent's U.S. address
Address2 State City	O	String	2	State	State for student dependent's U.S. address. Two-digit code associated with the U.S. state must be used. (See table entitled State Codes)
	R*	String	5	Zip code	Zip code for student dependent's U.S. address.
ExplanationCode	O	String	2	Explanation Code	Two-digit explanation code for student dependent's U.S. physical address.
PostalCode Explanation	O	String	5-200	Explanation text to explain the address over-ride	Text to explain the student dependent's U.S. physical address over-ride.
MailingAddress	O	Structure		U.S. mailing address	Student dependent's US mailing address where the student will receive mail in the US. When U.S. mailing address structure is used, the elements within this structure marked "R*" must be provided.
Address1	R*	String	64	Address line 1	First line of street address for student dependent's U.S. mailing address. Example entries for Address1: <Address1>1600 South Joyce St, APT# 18</Address1> <Address1>1111 Army Navy Dr. #331</Address1> <Address1>1111 Army Navy Drive, BLDG #A, Suite 101</Address1>
	O	String	64	Address line 2	Second line of street address for student dependent's U.S. mailing address.
Address2 City	O	String	60	City	City for student dependent's U.S. mailing address

Data Elements and Attributes [Attributes are shown in parentheses, e.g., (userID)]					Required/ Optional	Data Field Type	Data Length	Data Definition	Business Rules
				State	O	String	2	State	State for student dependent's U.S. mailing address. Two-digit code associated with the U.S. state must be used. (See table entitled State Codes)
					R*	String	5	Zip code	Zip code for student dependent's U.S. mailing address.
				ExplanationCode	O	String	2	Explanation Code	Two-digit explanation code for student dependent's U.S. mailing address.
				PostalCode					
				Explanation	O	String	5-200	Explanation text to explain the address over-ride	Text to explain the student dependent's U.S. mailing address over-ride.
				Remarks	O	String	500	Remarks	This field may be used by institutions to record general remarks about the dependent.
				Cancel	O (Choice)	Structure		Cancel dependent	Structure used to cancel a dependent record. If structure is used, elements identified with "R*" must be provided.
				(dependentSevisID)	R*	String	11	Dependent SEVIS ID (Format: Alpha/Numeric, N0123456789)	SEVIS ID of dependent record being canceled.
				Reason	R*	String	2	Cancellation reason code	Reason that dependent record is being canceled. (See table entitled Dependent of Student Cancellation Reason Codes)
				Remarks	O	String	500	Remarks	Text field for recording general remarks about the dependent cancellation request.
				Edit	O (Choice)	Structure		Dependent personal information	Structure used to update information related to a dependent. If structure is used, elements identified with "R*" must be provided.
				(dependentSevisID)	R*	String	11	Dependent SEVIS ID (Format: Alpha/Numeric, N0123456789)	SEVIS ID of dependent record being edited.

Data Elements and Attributes [Attributes are shown in parentheses, e.g., (userID)]	Required/ Optional	Data Field Type	Data Length	Data Definition	Business Rules
(printForm)	R*	Boolean	1	Print request indicator (Value: 1 or true; 0 or false)	Indicator used to request that I-20 in PDF document is returned with SEVIS Batch download.
FullName	O	Structure		Full name	Structure used to update full name elements for dependent.
	R*	String	80	Surname/Primary (Last) name	Surname/Primary (Family) name of dependent. If dependent has only one name, the name must be provided in this element.
LastName	O	String	80	Given (First) name	Given (First) name of dependent.
	O	String	39	Passport name	Passport name of dependent as reflected in the machine readable zone of the passport.
FirstName PassportName	O	String	180	Preferred name	Preferred name of dependent. NOTE: If value is not entered, SEVIS will concatenate Given, Family, and Suffix name fields to populate this field
PreferredName	O	String	3	Suffix code (Value : Jr., Sr., I, II, III, IV)	Name suffix for dependent. (See table entitled Name Suffix Codes)
BirthDate Suffix	O	Date	10	Birth date (Format: yyyy-MM-dd)	Dependent's birth date
Gender	O	String	1	Gender (Value: M = Male, F = Female, or U = Other)	Dependent's gender. A value is available if the dependent's gender is other. (See table entitled Gender Codes)
BirthCity	O	String	100	City of birth	City where the student dependent was born.
BirthCountryCode	O	String	2	Country of birth	Dependent's country of birth. Two-digit code associated with the dependent's country of birth must be provided. Codes are provided for countries that have changed names or no longer exist. (See table entitled Birth Country Codes)

Data Elements and Attributes [Attributes are shown in parentheses, e.g., (userID)]	Required/ Optional	Data Field Type	Data Length	Data Definition	Business Rules
CitizenshipStatus	O	String	2	Citizenship status type (Value: 03 = At the time of birth, the nonimmigrant was the child of a foreign diplomat serving in the United States, 04 = An expatriate who formally revoked United States citizenship)	Student's citizenship status. Two-digit code associated with the student's citizenship status. (See table entitled Birth Category Codes)
CitizenshipCountryCode	O	String	2	Country of citizenship	Dependent's country of citizenship. Two-digit code associated with the dependent's country of citizenship. (See table entitled Citizenship / Residence Country Codes)
Email	O	String	255	Email address (Format: @ symbol must be present with characters both before and after, a dot must exist after the @ symbol, two to six characters must exist after the dot)	Email address for the dependent.
Relationship	O	String	2	Relationship (Value: 01 = Spouse; 02 = Child)	Dependent's relationship to the student. Regulations permit only one spouse to accompany student during study in the U.S. Two-digit code for either Spouse or Child must be used. (See table entitled Dependent Type Codes)
USPhoneNumber	O	String	180	Student dependent's U.S. telephone number	Student dependent's U.S. telephone number will be collected for all students except F-1 students who are in grades K-12 or M-1 students under the age of 14
USAddress	O	Structure		U.S. address	Address where student dependent will reside while in the U.S. When U.S. address structure is used, the elements within this structure marked "R*" must be provided.

Data Elements and Attributes [Attributes are shown in parentheses, e.g., (userID)]	Required/ Optional	Data Field Type	Data Length	Data Definition	Business Rules
Address1	R*	String	64	Address line 1	First line of street address for student dependent's U.S. address. Example entries for Address1: <Address1>1600 South Joyce St, APT# 18</Address1> <Address1>1111 Army Navy Dr. #331</Address1> <Address1>1111 Army Navy Drive, BLDG #A, Suite 101</Address1>
	O	String	64	Address line 2	Second line of street address for student dependent's U.S. address.
	O	String	60	City	City for student dependent's U.S. address
Address2 State City	O	String	2	State	State for student dependent's U.S. address. Two-digit code associated with the U.S. state must be used. (See table entitled State Codes)
	R*	String	5	Zip code	Zip code for student dependent's U.S. address.
ExplanationCode PostalCode	O	String	2	Explanation Code	Two-digit explanation code for student dependent's U.S. physical address.
MailingAddress	O	Structure		U.S. mailing address	Student dependent's US mailing address where the student will receive mail in the US. When U.S. mailing address structure is used, the elements within this structure marked "R*" must be provided.

Data Elements and Attributes [Attributes are shown in parentheses, e.g., (userID)]	Required/ Optional	Data Field Type	Data Length	Data Definition	Business Rules
Address1	R*	String	64	Address line 1	First line of street address for student dependent's U.S. mailing address. Example entries for Address1: <Address1>1600 South Joyce St, APT# 18</Address1> <Address1>1111 Army Navy Dr. #331</Address1> <Address1>1111 Army Navy Drive, BLDG #A, Suite 101</Address1>
	O	String	64	Address line 2	Second line of street address for student dependent's U.S. mailing address.
Address2	O	String	60	City	City for student dependent's U.S. mailing address
State	O	String	2	State	State for student dependent's U.S. mailing address. Two-digit code associated with the U.S. state must be used. (See table entitled State Codes)
City					
	R*	String	5	Zip code	Zip code for student dependent's U.S. mailing address.
ExplanationCode	O	String	2	Explanation Code	Two-digit explanation code for student dependent's U.S. mailing address.
PostalCode	O	String	5-200	Explanation text to explain the address over-ride	Text to explain the student dependent's U.S. mailing address over-ride.
Explanation					
Remarks	O	String	500	Remarks	Text field for recording general remarks about the dependent update request.
Reactivate	O (Choice)	none	0	Reactivate dependent	Indicator used to request reactivation of a Terminated dependent. The print request attribute (printForm) must be provided. No value is needed; empty tag will indicate dependent reactivation.

Data Elements and Attributes [Attributes are shown in parentheses, e.g., (userID)]	Required/ Optional	Data Field Type	Data Length	Data Definition	Business Rules
(dependentSevisID)	R*	String	11	Dependent SEVIS ID (Format: Alpha/Numeric, N0123456789)	SEVIS ID of dependent record being reactivated. The dependent's status will be set to the same status as the principal's record.
(printForm)	R*	Boolean	1	Print request indicator (Value: 1 or true; 0 or false)	Indicator used to request that I-20 in PDF document is returned with SEVIS Batch download. No value is needed; empty tag will indicate dependent reactivation.
Reprint	O (Choice)	Structure		Reprint Dependent I-20	Structure used to request reprint of the I-20 for a dependent.
(dependentSevisID)	R*	String	11	Dependent SEVIS ID (Format: Alpha/Numeric, N0123456789)	SEVIS ID of dependent record for which the reprint is being requested.
(printForm)	O*	Boolean	1	Print request indicator (Value: 1 or true; 0 or false)	Indicator used to request that I-20 in PDF document is returned with SEVIS Batch download. Print form value will always be overwritten with true.
Terminate	O (Choice)	Structure		Terminate dependent	Structure used to terminate a dependent, e.g., dependent is leaving the U.S. If structure is used, elements identified with "R*" must be provided.
(dependentSevisID)	R*	String	11	Dependent SEVIS ID (Format: Alpha/Numeric, N0123456789)	SEVIS ID of dependent record being terminated.
Reason	R*	String	2	Termination reason code	The reason the dependent is being terminated. Two-digit code associated with termination reason must be provided. (See table entitled Dependent Termination Codes)
OtherRemarks	O	String	500	Remarks	Text field for providing remarks related to selection of "OTHER" as the dependent termination reason. If "OTHER" is selected, this element is required.

Data Elements and Attributes [Attributes are shown in parentheses, e.g., (userID)]	Required/ Optional	Data Field Type	Data Length	Data Definition	Business Rules
Remarks	O	String	500	Remarks	Text field for recording general remarks related to the dependent termination request.
DisciplinaryAction	O (Choice)	Structure		Disciplinary action element	Structure used to record that disciplinary action has been taken against student. If structure is used, the elements identified as “R*” must be provided.
Explanation	R*	String	500	Explanation of disciplinary action taken against student	Text field for entering remarks related to disciplinary action.
EducationLevel	(Choice)	Structure		Education Level information	Structure used to edit information related to a change education level event.
Cancel	(Choice)	Structure		Cancel education level change	Structure used to cancel education level change event.
Remarks	O	String	500	Remarks	Text field for recording remarks related to the cancel change education level event.
Change O O	O (Choice)	Structure		Edit education level of student	Structure used to change the education level for ACTIVE status F-1 students, e.g., a student is in a Bachelor’s program and wishes to participate in a Master’s program at the same school. A new initial status record will be created for the student using the same SEVIS ID. The new program start date must be greater than the date the Batch request is processed. The new program end date is not limited to one year. A new initial status record will be created for the student using the same SEVIS ID. The school will be required to register the student at the new program level.
(printForm)	R*	Boolean	1	Print request indicator (Value: 1 or true; 0 or false)	Indicator used to request that I-20 in PDF document is returned with SEVIS Batch download.

Data Elements and Attributes [Attributes are shown in parentheses, e.g., (userID)]	Required/ Optional	Data Field Type	Data Length	Data Definition	Business Rules
EducationalInfo	R*	Structure		Education information	Structure used to provide information related to student's new education level and major/minor.
EduLevel	R*	Structure		Education level structure	Structure used to update the education level for a student.
	R*	String	2	Education level	Indicator for educational level student is pursuing. (See table entitled Education Level Codes)
Level	O	String	500	Remarks	Text field for providing remarks related to the student's education level when "OTHER" is selected as the level. This element is required if "OTHER" is selected.
MajorCode1 OtherRemarks	R*	String	7	Primary major code (major code 1) (Format: 12.1234) (NOTE: The code sent to SEVIS should include the decimal point.)	Code from CIP 2020 list of codes that represents student's major code (primarycode). For dual majors, you must select one major to be major code 1 (primary code) and to be major code 2 (secondary major). (See table entitled Major Code 1 (Primary Major Codes) for Students and Subject/Field Codes for Exchange Visitors)
MajorCode2	O	String	7	Secondary major code (major code 2) (Format: 12.1234) (NOTE: The code sent to SEVIS should include the decimal point.)	Code from CIP 2020 list of codes that represents student's major code 2 (secondary major code). Used for those students who have dual majors. For F1 students only. (See table entitled Major code 2 (Secondary Major Code) and Minor Codes for Students)
Minor	O	String	7	Minor code (Format: 12.1234) (NOTE: The code sent to SEVIS should include the decimal point.)	Code from CIP 2020 list of codes that represents student's minor For F1 students only. (See table entitled Secondary Major and /Minor Codes for Students)

Data Elements and Attributes [Attributes are shown in parentheses, e.g., (userID)]	Required/ Optional	Data Field Type	Data Length	Data Definition	Business Rules
IssDate	R	Date	10	Initial session date (issue) date (Format: yyyy-MM-dd)	Student's initial session start date, the initial session start date must be on or after the Program Start Date, not more than 30 days after the student's program start date
	R*	Date	10	Program start date (Format: yyyy-MM-dd)	Date the student's program will begin. Program start date must be greater than or equal to the date the Batch request is processed.
PrgStartDate	R*	Date	10	Program end date (Format: yyyy-MM-dd)	Date the student's program will be completed.
EngProficiency PrgEndDate	R*	Structure		English language proficiency	Structure used to indicate whether your school requires English proficiency and whether the student is proficient in the language.
EngRequired	R*	Boolean	1	English proficiency required? (Value: 1 or true; 0 or false)	Indicator that school does or does not require English proficiency.
RequirementsMet	O	Boolean	1	English proficiency requirements met? (Value: 1 or true; 0 or false)	Indication whether student meets the English proficiency required for the program at your school. This element must be provided if the value provided in EngRequired element is 1 or true.
NotRequiredReason	O	String	500	Not required reason	Text field for explanation if English proficiency is not required at your school, e.g., student will attend English language courses as part of his/her program. This element must be provided if the value provided in EngRequired element is 0 or false.
FinancialInfo	R*	Structure		Student financial information	Structure used to provide financial requirements and funding available to the student.
AcademicTerm	R*	String	2	Number of months in the academic term (Format: Integer only)	Number of months the student will attend courses during one academic term. The maximum value is 12 months.

Data Elements and Attributes [Attributes are shown in parentheses, e.g., (userID)]	Required/ Optional	Data Field Type	Data Length	Data Definition	Business Rules
Expense	R*	Structure		Expenses	Structure used to provide information on expenses that must be paid by the student. Information should be provided for one academic term.
	R*	Integer	8	Tuition expenses (Format: U.S. dollars; integer only, no dollar signs, decimals, or commas)	Total amount of tuition expenses that must be paid by the student. Amount of any scholarship(s) should not be deducted. Scholarship information should be included in SchoolFunds structure.
Tuition LivingExpense	R*	Integer	8	Living expenses (Format: U.S. dollars; integer only, no dollar signs, decimals, or commas)	Total amount of living expenses that must be paid by the student.
	O	Integer	8	Dependent expenses (Format: U.S. dollars; integer only, no dollar signs, decimals, or commas)	Total amount of expenses that must be paid by the student to support dependent(s). *Required only if student will be accompanied by dependents.
DependentExp Other	O	Structure		Other expenses	Structure used to identify other expenses that must be paid by student. If structure is used, elements identified as "R*" must be provided.
Amount	R*	Integer	8	Other expenses (Format: U.S. dollars; integer only, no dollar signs, decimals, or commas)	Total of other expenses that student must pay.
Remarks	R*	String	500	Explanation for other expenses	Text field for explanation of other expenses that student must pay.
Funding	R*	Structure		Funding	Structure used to identify funding that is available to the student.
	R*	Integer	8	Personal funds (Format: U.S. dollars; integer only, no dollar signs, decimals, or commas)	Total amount of personal funds available to the student for use in paying for expenses.

Data Elements and Attributes [Attributes are shown in parentheses, e.g., (userID)]	Required/ Optional	Data Field Type	Data Length	Data Definition	Business Rules
School	O	Structure		School funding	Structure used to identify funding being provided by the school. If structure is present, elements identified by "R*" must be provided.
Amount	R*	Integer	8	Amount of funding (Format: U.S. dollars; integer only, no dollar signs, decimals, or commas)	Total amount of funding being provided by the school.
Remarks	R*	String	500	School funding explanation	Text field to explain source of funding being provided by the school
Other	O	Structure		Other source of funding	Structure used to identify the amount and source of other funding being provided to the student. If structure is used, elements identified by "R*" must be provided.
Amount	R*	Integer	8	Amount of other funding (Format: U.S. dollars; integer only, no dollar signs, decimals, or commas)	Total amount of other funding available to the student.
Remarks	R*	String	500	Description of other funding	Text field used to describe the source of other funding.
	O	Integer	8	Employment funds (Format: U.S. dollars; integer only, no dollar signs, decimals, or commas)	Total amount of funds available to the student through on-campus employment. This element is valid for F-1 classification students only.
Remarks	O	String	500	Remarks	Text field for recording remarks related to the change education level event.
Employment FinancialInfo	O (Choice)	Structure		Financial information	Structure used to provide updates to financial requirements and funding available to the student. Structure is optional; however, elements identified with "R*" must be provided.
(printForm)	R*	Boolean	1	Print request indicator (Value: 1 or true; 0 or false)	Indicator used to request that I-20 in PDF document is returned with SEVIS Batch download.

Data Elements and Attributes [Attributes are shown in parentheses, e.g., (userID)]	Required/ Optional	Data Field Type	Data Length	Data Definition	Business Rules
AcademicTerm	O	String	2	Number of months in the academic term (Format: Numeric only)	Number of months that student will attend courses during the academic term.
Expense	O	Structure		Expenses	Structure used to provide updates to expenses that must be paid by the student. Information should be provided for one academic term.
Tuition	O	Integer	8	Tuition expenses (Format: U.S. dollars; integer only, no dollar signs, decimals, or commas)	Total amount of tuition expenses that must be paid by the student. Amount of any scholarship(s) should not be deducted. Scholarship information should be included in SchoolFunds structure.
LivingExpense	O	Integer	8	Living expenses (Format: U.S. dollars; integer only, no dollar signs, decimals, or commas)	Total amount of living expenses that must be paid by the student.
DependentExp	O	Integer	8	Dependent expenses (Format: U.S. dollars; integer only, no dollar signs, decimals, or commas)	Total amount of expenses that must be paid by the student to support dependent(s). Required only if student will be accompanied by dependents.
Other	O	Structure		Other expenses	Structure used to identify other expenses that must be paid by student. If structure is used, elements identified as "R*" must be provided.
	O	Integer	8	Other expenses (Format: U.S. dollars; integer only, no dollar signs, decimals, or commas)	Total of other expenses that student must pay.
Amount	O	String	500	Explanation for other expenses	Text field for explanation of other expenses student must pay.
Funding Remarks	O	Structure		Funding	Structure used to update information related to funding that is available to the student.

Data Elements and Attributes [Attributes are shown in parentheses, e.g., (userID)]				Required/ Optional	Data Field Type	Data Length	Data Definition	Business Rules
		Personal		O	Integer	8	Personal funds (Format: U.S. dollars; integer only, no dollar signs, decimals, or commas)	Total amount of personal funds available to the student for use in paying for expenses.
		School		O	Structure		School funding	Structure used to update funding being provided by the school. This structure is optional; however, if structure is present, elements identified by "R*" must be provided.
				O	Integer	8	Amount of funding (Format: U.S. dollars; integer only, no dollar signs, decimals, or commas)	Total amount of funding being provided by the school.
		Amount		O	String	500	School funding explanation	Text field to explain source of funding being provided by the school.
		Other Remarks		O	Structure		Other source of funding	Structure used to update the amount and source of other funding being provided to the student. If structure is present, elements identified by "R*" must be provided.
		Amount		O	Integer	8	Amount of other funding (Format: U.S. dollars; integer only, no dollar signs, decimals, or commas)	Total amount of other funding available to the student.
		Remarks		O	String	500	Description of other funding	Text field used to describe the source of other funding.
		Employment		O	Integer	8	Employment funds (Format: U.S. dollars; integer only, no dollar signs, decimals, or commas)	Total amount of funds available to the student through on-campus employment. This element is valid for F-1 classification students only.
		Remarks		O	String	500	General student remarks	Text field for entering general student remarks.

Data Elements and Attributes [Attributes are shown in parentheses, e.g., (userID)]	Required/ Optional	Data Field Type	Data Length	Data Definition	Business Rules
OffCampusEmployment	O (Choice)	Structure		Off campus employment	Structure used to add or cancel off-campus employment for a student. If structure is used, elements identified with “R*” must be provided.
Add	O (Choice)	Structure		Add off campus employment	Structure used to add off-campus employment for a student. If structure is used, elements identified with “R*” must be provided.
(printForm)	R*	Boolean	1	Print request indicator (Value: 1 or true; 0 or false)	Indicator used to request that I-20 in PDF document is returned with SEVIS Batch download.
StartDate	R*	Date	10	Off-campus employment start date (Format: yyyy-MM-dd)	Date that student is requesting to begin OCE employment. Date entered must be greater than or equal to the date the Batch request is processed.
EndDate	R*	Date	10	Off-campus employment end date (Format: yyyy-MM-dd)	Date that student is requesting to complete OCE employment. Date entered must be less than or equal to the student’s program end date.
EmploymentType	R*	String	2	Type of off-campus employment (Value: 01 = Economic hardship; 02 = International Organization; 03 = Special Student Relief)	Code indicating the type of off-campus employment. Two-digit code associate with employment type must be provided. (See table entitled Off-Campus Employment Reason Codes)
Recommendation	O	String	250	Recommendation for OCE	Field for recording recommendation for off-campus employment.
Cancel	O (Choice)	Structure		Cancel off campus employment	Structure used to cancel an existing off-campus employment segment. The date the Batch request is processed must be less than the start date of the OCE segment being canceled. If structure is used, elements identified with “R*” must be provided.

Data Elements and Attributes [Attributes are shown in parentheses, e.g., (userID)]	Required/ Optional	Data Field Type	Data Length	Data Definition	Business Rules
(printForm)	R*	Boolean	1	Print request indicator (Value: 1 or true; 0 or false)	Indicator used to request that I-20 in PDF document is returned with SEVIS Batch download.
StartDate	R*	Date	10	Off-campus employment start date (Format: yyyy-MM-dd)	Start date for the OCE segment being canceled.
EndDate	R*	Date	10	Off-campus employment end date (Format: yyyy-MM-dd)	End date for the OCE segment being canceled.
EmploymentType	R*	String	2	Type of off-campus employment (Value: 01 = Economic hardship; 02 = International Organization; 03 = Special Student Relief)	Code indicating the type of off-campus employment that is being canceled. Two-digit code associated with employment type must be provided. (See table entitled Off-Campus Employment Reason Codes)
Edit	O (Choice)	Structure		Edit off campus employment	Structure used to edit off-campus employment for a student. If structure is used, elements identified with "R*" must be provided.
(printForm)	R*	Boolean	1	Print request indicator (Value: 1 or true; 0 or false)	Indicator used to request that I-20 in PDF document is returned with SEVIS Batch download.
StartDate	R*	Date	10	Off-campus employment start date (Format: yyyy-MM-dd)	Start date of the OCE segment being edited.
EndDate	R*	Date	10	Off-campus employment end date (Format: yyyy-MM-dd)	End date of the OCE segment being edited.
EmploymentType	R*	String	2	Type of off-campus employment (Value: 01 = Economic hardship; 02 = International Organization; 03 = Special Student Relief)	Code indicating the type of off-campus employment that is being updated. It should match the employment type previously entered. Two-digit code associated with employment type must be provided. (See table entitled Off-Campus Employment Reason Codes)

Data Elements and Attributes [Attributes are shown in parentheses, e.g., (userID)]	Required/ Optional	Data Field Type	Data Length	Data Definition	Business Rules
NewStartDate	O	Date	10	Employment start date (Format: yyyy-MM-dd)	The new start date that student will begin OCE employment. Date entered must be greater than or equal to the date the Batch request is processed.
NewEndDate	O	Date	10	Employment end date (Format: yyyy-MM-dd)	The new end date that student will complete OCE employment. Date entered must be less than or equal to the student's program end date.
NewEmploymentType	O	String	2	Type of off-campus employment (Value: 01 = Economic hardship; 02 = International Organization; 03 = Special Student Relief)	Code indicating the new type of off- campus employment that is being edited. Two-digit code associated with employment type must be provided. (See table entitled Off-Campus Employment Reason Codes)
Recommendation	O	String	250	Recommendation for OCE	Field for recording recommendation for off-campus employment.
OPTEmployment	O (Choice)	Structure		OPT request	Structure used to add or cancel an OPT employment request for a student. If structure is used, elements identified with "R*" must be provided.
Add	O (Choice)	Structure		Add OPT request	Structure used to add an OPT employment request for a student. If structure is used, elements identified with "R*" must be provided.
(printForm)	R*	Boolean	1	Print request indicator (Value: 1 or true; 0 or false)	Indicator used to request that I-20 in PDF document is returned with SEVIS Batch download.
StartDate	R*	Date	10	Employment start date (Format: yyyy-MM-dd)	Date that student is requesting to begin OPT employment. Date entered must be greater than the date the Batch request is processed.
EndDate	R*	Date	10	Employment end date (Format: yyyy-MM-dd)	Date that student is requesting to complete OPT employment. Date must be greater than the OPT employment start date.

Data Elements and Attributes [Attributes are shown in parentheses, e.g., (userID)]	Required/ Optional	Data Field Type	Data Length	Data Definition	Business Rules
FullPartTimeIndicator	R*	String	2	Employment time (Value: 01 = Full Time 02 = Part Time)	Code indicating full-time or part-time employment. Two-digit code associated with employment type must be used. (See table entitled Employment Time Codes)
AcademicYearMet	R*	Boolean	1	Academic year met indicator (Value: 1 or true; 0 or false)	Indicator to report whether the student has met the one (1) full academic year requirement for OPT.
CompletionType	O	String	2	OPT Employment Completion Type (Value: 01 = Pre-Completion 02 = Post-Completion)	Code indicating pre-completion or post-completion OPT employment. Required for F-1 students only. Two-digit code associated with completion type must be used. (See table entitled OPT Employment Completion Type Codes).
StudentRemarks	O	String	500	Student remarks	Text field for providing student remarks. These remarks will print on page 1 of the I-20.
Remarks	O	String	250	OPT remarks	Text field for providing remarks related to the OPT employment information. These remarks will print on page 3 of the I-20.
Employer	O	Structure		Student OPT employer information	Structure used to provide information on the student's OPT employer. If structure is used, elements identified with "R*" must be provided.
	O	String	121	Employer name	Name of the OPT employer.
EmployerAddress EmployerName	R	Structure		Address of employer	Structure used to provide information on the address elements for the OPT employer. If structure is used, elements identified with "R*" must be provided.

Data Elements and Attributes [Attributes are shown in parentheses, e.g., (userID)]	Required/ Optional	Data Field Type	Data Length	Data Definition	Business Rules
Address1	R*	String	64	Address line 1	First line of street address for employer. Example entries for Address1: <Address1>1600 South Joyce St, APT# 18</Address1> <Address1>1111 Army Navy Dr. #331</Address1> <Address1>1111 Army Navy Drive, BLDG #A, Suite 101</Address1>
	O	String	64	Address line 2	Second line of street address for employer.
	O	String	60	City	City for employer's address.
State Address2	O	String	2	State	State for employer's address. Two-digit code associated with the U.S. state must be used. (See table entitled State Codes)
City	R*	String	5	Zip code	Zip code for employer's address.
ExplanationCode	O	String	2	Explanation Code	Two-digit explanation code for employer's U.S. address.
Explanation	O	String	5-200	Explanation comment	U.S Address comment to explain the explanation code
PostalCode	O	String	9	Employer ID	Unique Employer ID number
SelfEmployed EmployerEIN	O	String	1	Self employed indicator (Value: Y = Yes N = No Null)	Indicator to explain if the employer is self employed.
CourseRelevance	R	String	1000	Course Relevance	Text field for recording explanation for relevance of OPT employment to student's course work.

Data Elements and Attributes [Attributes are shown in parentheses, e.g., (userID)]	Required/ Optional	Data Field Type	Data Length	Data Definition	Business Rules
FullPartTimeIndicator	R*	String	2	Employment time (Value: 01 = Full Time 02 = Part Time)	Code indicating full-time or part-time employment. Two-digit code associated with employment type must be used. (See table entitled Employment Time Codes)
	R*	Date	10	Employment start date (Format: yyyy-MM-dd)	Date that student is requesting to begin OPT employment. Date entered must be greater than the date the Batch request is processed.
StartDate	O	Date	10	Employment end date (Format: yyyy-MM-dd)	Date that student is requesting to complete OPT employment. Date must be greater than the OPT employment start date.
EndDate	O	String	80	Supervisor first name	Supervisor first name
SupervisorLastName	O	String	40	Supervisor last name	Supervisor last name
	O	String	10	Supervisor telephone number	Supervisor telephone number
SupervisorFirstName SupervisorPhone	O	String	4	Supervisor telephone number extension	Supervisor telephone number extension
SupervisorPhoneExt	O	String	255	Supervisor Email address	Supervisor Email address, must met SEVIS Email standization
SupervisorEmail	O	String	64	Student job title	Student job title
Cancel StudentJobTitle	O (Choice)	Structure		Cancel OPT request	Structure used to cancel an OPT employment request for a student. If structure is used, elements identified with "R*" must be provided. Cancellation may only be performed prior to adjudication of OPT by the Service Center.
(printForm)	R*	Boolean	1	Print request indicator (Value: 1 or true; 0 or false)	Indicator used to request that I-20 in PDF document is returned with SEVIS Batch download.
StartDate	R*	Date	10	Employment start date (Format: yyyy-MM-dd)	Start date of OPT segment being canceled.
EndDate	R*	Date	10	Employment end date (Format: yyyy-MM-dd)	End date of OPT segment being canceled.

Data Elements and Attributes [Attributes are shown in parentheses, e.g., (userID)]	Required/ Optional	Data Field Type	Data Length	Data Definition	Business Rules
FullPartTimeIndicator	R*	Boolean	2	Employment time (Value: 01 = Full Time 02 = Part Time)	Code indicating full-time or part-time employment. Two-digit code associated with employment type being canceled must be used. (See table entitled Employment Time Codes)
Edit	O	Structure		Edit OPT request	Structure used to edit an OPT employment request for a student. If structure is used, elements identified with "R*" must be provided. Editing employment dates and full/part time indicator may only be performed prior to adjudication of OPT by the Service Center.
(printForm)	R*	Boolean	1	Print request indicator (Value: 1 or true; 0 or false)	Indicator used to request that I-20 in PDF document is returned with SEVIS Batch download.
StartDate	R*	Date	10	Employment start date (Format: yyyy-MM-dd)	Start date of OPT segment being edited.
EndDate	R*	Date	10	Employment end date (Format: yyyy-MM-dd)	End date of OPT segment being edited.
FullPartTimeIndicator	R*	Boolean	2	Employment time (Value: 01 = Full Time 02 = Part Time)	Code indicating full-time or part-time employment of OPT segment being edited. Two-digit code associated with employment type being edited must be used. (See table entitled Employment Time Codes)
NewFullPartTimeIndicator	O	Boolean	2	Employment time (Value: 01 = Full Time 02 = Part Time)	Code indicating full-time or part-time employment. (See table entitled Employment Time Codes)
AcademicYearMet	O	Boolean	1	Academic year met indicator (Value: Y for true; N for false)	Indicator to report whether the student has met the one (1) full academic year requirement for OPT.

Data Elements and Attributes [Attributes are shown in parentheses, e.g., (userID)]	Required/ Optional	Data Field Type	Data Length	Data Definition	Business Rules
StudentRemarks	O	String	500	Student remarks	Text field for providing student remarks. These remarks will print on page 1 of the I-20.
Remarks	O	String	250	OPT remarks	Text field for providing remarks related to the OPT employment information. These remarks will print on page 3 of the I-20.
Extend	O	Structure		Extend OPT	Structure used to extend an existing approved OPT employment segment for a student. Available to F-1 students only. If structure is used, elements identified with "R*" must be provided.
(printForm)	R*	Boolean	1	Print request indicator (Value: 1 or true; 0 or false)	Indicator used to request that I-20 in PDF document is returned with SEVIS Batch download.
StartDate	R*	Date	10	Employment start date (Format: yyyy-MM-dd)	Start date of OPT segment being extended.
EndDate	R*	Date	10	Employment end date (Format: yyyy-MM-dd)	End date of OPT segment being extended.
FullPartTimeIndicator	R*	Boolean	2	Employment time (Value: 01 = Full Time 02 = Part Time)	Code indicating full-time or part-time employment. Two-digit code associated with employment type being edited must be used. (See table entitled Employment Time Codes)
Employer	R*	Structure		Employer information	Structure used to provide information on OPT employer. If structure is used, elements identified with "R*" must be provided.
	O	String	121	Employer name	Name of the OPT employer on the segment being edited.
EmployerAddress EmployerName	R*	Structure		Address of employer	Structure used to provide information on the address elements for the new OPT employer. If structure is used, elements identified with "R*" must be provided.

Data Elements and Attributes [Attributes are shown in parentheses, e.g., (userID)]						Required/ Optional	Data Field Type	Data Length	Data Definition	Business Rules
						R*	String	64	Address line 1	First line of street address for employer.
						O	String	64	Address line 2	Second line of street address for employer.
						O	String	60	City	City for employer's address.
State						O	String	2	State	State for employer's address. Two-digit code associated with the U.S. state must be used. (See table entitled State Codes)
Address1 Address2										
City						R*	String	5	Zip code	Zip code for employer's address.
ExplanationCode						O	String	2	Explanation Code	Two-digit explanation code for employer's U.S. address.
Explanation						O	String	5-200	Explanation comment	U.S Address comment to explain the explanation code
PostalCode						O	String	9	Employer ID	Unique Employer ID number
SelfEmployed EmployerEIN						O	String	1	Self employed indicator (Value: Y = Yes N = No Null)	Indicator to explain if the employer is self employed.
CourseRelevance						R	String	250	Course Relevance	Text field for recording explanation for relevance of OPT employment to student's course work.
FullPartTimeIndicator						R*	String	2	Employment time (Value: 01 = Full Time 02 = Part Time)	Code indicating full-time or part-time employment. Two-digit code associated with employment type must be used. (See table entitled Employment Time Codes)
						R*	Date	10	Employment start date (Format: yyyy-MM-dd)	Date that student is requesting to begin OPT employment. Date entered must be greater than the date the Batch request is processed.
StartDate										

Data Elements and Attributes [Attributes are shown in parentheses, e.g., (userID)]	Required/ Optional	Data Field Type	Data Length	Data Definition	Business Rules
	O	Date	10	Employment end date (Format: yyyy-MM-dd)	Date that student is requesting to complete OPT employment. Date must be greater than the OPT employment start date.
EndDate	O	String	80	Supervisor first name	Supervisor first name
SupervisorLastName	O	String	40	Supervisor last name	Supervisor last name
	O	String	10	Supervisor telephone number	Supervisor telephone number
SupervisorFirstName	O	String	4	Supervisor telephone number extension	Supervisor telephone number extension
SupervisorPhone SupervisorPhoneExt	O	String	255	Supervisor Email address	Supervisor Email address, must met SEVIS Email standization
	O	String	64	Student job title	Student job title
ReportParticipation StudentsJobTitle	O	Structure		Report OPT Participation	Structure used to report that an F-1 student is actively participating in OPT during the OPT reporting period. If structure is used, elements identified with “R*” must be provided.
(printForm)	R*	Boolean	1	Print request indicator (Value: 1 or true; 0 or false)	Indicator used to request that I-20 in PDF document is returned with SEVIS Batch download.
StartDate	R*	Date	10	Employment start date (Format: yyyy-MM-dd)	Start date of OPT segment for which OPT participation is being reported.
EndDate	R*	Date	10	Employment end date (Format: yyyy-MM-dd)	End date of OPT segment for which OPT participation is being reported.
FullPartTimeIndicator	R*	Boolean	2	Employment time (Value: 01 = Full Time 02 = Part Time)	Code indicating whether the OPT segment for which OPT participation is being reported is full-time or part-time. Two- digit code associated with employment type being edited must be used. (See table entitled Employment Time Codes)

Data Elements and Attributes [Attributes are shown in parentheses, e.g., (userID)]	Required/ Optional	Data Field Type	Data Length	Data Definition	Business Rules
OPTEmployer	O (Choice)	Structure		OPT employer	Structure used to capture and edit OPT employer information. If structure is used, elements identified with “R*” must be provided.
Add	O (Choice)	Structure		Add OPT employer information	Structure used to add an OPT employment request for a student. If structure is used, elements identified with “R*” must be provided.
(printForm)	R*	Boolean	1	Print request indicator (Value: 1 or true; 0 or false)	Indicator used to request that I-20 in PDF document is returned with SEVIS Batch download.
EmploymentIdentifier	R*	Structure		OPT employer employment identification	Structure used to capture an OPT employer identification. If structure is used, elements identified with “R*” must be provided.
StartDate	R*	Date	10	Employment start date (Format: yyyy-MM-dd)	Date that student is requesting to begin OPT employment. Date entered must be greater than the date the Batch request is processed.
EndDate	R*	Date	10	Employment end date (Format: yyyy-MM-dd)	Date that student is requesting to complete OPT employment. Date must be greater than the OPT employment start date.
Employer	O (Choice)	Structure		Add OPT employer	Structure used to add an OPT employer for a student. If structure is used, elements identified with “R*” must be provided.
EmployerName	O	String	121	Employer name	Name of the OPT employer on the segment being added.
EmployerAddress	R	Structure		Employer U.S. address	Structure used to capture the OPT employer address. If structure is used, elements identified with “R*” must be provided.

Data Elements and Attributes [Attributes are shown in parentheses, e.g., (userID)]	Required/ Optional	Data Field Type	Data Length	Data Definition	Business Rules
Address1	R*	String	64	Address line 1	First line of street address for employer's U.S. address. Example entries for Address1: <Address1>1600 South Joyce St, APT# 18</Address1> <Address1>1111 Army Navy Dr. #331</Address1> <Address1>1111 Army Navy Drive, BLDG #A, Suite 101</Address1>
Address2	O	String	64	Address line 2	Second line of street address for employer's U.S. address.
City	O	String	60	City	City for employer's U.S. address.
State	O	String	2	State	State for employer's U.S. address. Two-digit code associated with the U.S. state must be used. (See table entitled State Codes)
PostalCode	R*	String	5	Zip code	Zip code for employer's U.S. address.
ExplanationCode	O	String	2	Explanation Code	Two-digit explanation code for employer's U.S. address.
Explanation	O	String	5-200	Explanation comment	U.S Address comment to explain the explanation code
EmployerEIN	O	String	9	Employer ID	Unique Employer ID number
SelfEmployed	O	String	1	Self employed indicator (Value: Y = Yes N = No Null)	Indicator to explain if the employer is self employed.
CourseRelevance	R	String	1000	Course Relevance	Text field for recording explanation for relevance of OPT employment to student's course work.

Data Elements and Attributes [Attributes are shown in parentheses, e.g., (userID)]	Required/ Optional	Data Field Type	Data Length	Data Definition	Business Rules
FullPartTimeIndicator	R*	String	2	Employment time (Value: 01 = Full Time 02 = Part Time)	Code indicating full-time or part-time employment. Two-digit code associated with employment type must be used. (See table entitled Employment Time Codes)
StartDate	R*	Date	10	Employment start date (Format: yyyy-MM-dd)	Date that student is requesting to begin OPT employment. Date entered must be greater than the date the Batch request is processed.
EndDate	O	Date	10	Employment end date (Format: yyyy-MM-dd)	Date that student is requesting to complete OPT employment. Date must be greater than the OPT employment start date.
SupervisorFirstName	O	String	80	Supervisor first name	Supervisor first name
SupervisorLastName	O	String	40	Supervisor last name	Supervisor last name
SupervisorPhone	O	String	10	Supervisor telephone number	Supervisor telephone number
SupervisorPhoneExt	O	String	4	Supervisor telephone number extension	Supervisor telephone number extension
SupervisorEmail	O	String	255	Supervisor Email address	Supervisor Email address
StudentsJobTitle	O	String	64	Student job title	Student job title
Edit	O (Choice)	Structure		Edit OPT employer information	Structure used to add an OPT employment request for a student. If structure is used, elements identified with "R*" must be provided.
(printForm)	R*	Boolean	1	Print request indicator (Value: 1 or true; 0 or false)	Indicator used to request that I-20 in PDF document is returned with SEVIS Batch download.
EmploymentIdentifier	R*	Structure		OPT employer employment identification	Structure used to capture an OPT employer identification. If structure is used, elements identified with "R*" must be provided.

Data Elements and Attributes [Attributes are shown in parentheses, e.g., (userID)]	Required/ Optional	Data Field Type	Data Length	Data Definition	Business Rules
StartDate	R*	Date	10	Employment start date (Format: yyyy-MM-dd)	Date that student is requesting to begin OPT employment. Date entered must be greater than the date the Batch request is processed.
EndDate	R*	Date	10	Employment end date (Format: yyyy-MM-dd)	Date that student is requesting to complete OPT employment. Date must be greater than the OPT employment start date.
EmployerIdentifier	R*	Structure		Add OPT employer	Structure used to add an OPT employer for a student. If structure is used, elements identified with "R*" must be provided.
EmployerName	R	String	121	Employer name	Name of the OPT employer on the segment being edited.
StartDate	R*	Date	10	Employer start date (Format: yyyy-MM-dd)	Date of the employer start date. Date entered must be greater than the date the Batch request is processed.
Employer	O	Structure		Employer data	Structure used to edit the OPT employer information. If structure is used, elements identified with "R*" must be provided.
EmployerName	O	String	121	Employer name	Name of the OPT employer.
EmployerAddress	O	Structure		Employer U.S. address	Structure used to capture the OPT employer address. If structure is used, elements identified with "R*" must be provided.
Address1	R*	String	64	Address line 1	First line of street address for employer's U.S. address. Example entries for Address1: <Address1>1600 South Joyce St, APT# 18</Address1> <Address1>1111 Army Navy Dr. #331</Address1> <Address1>1111 Army Navy Drive, BLDG #A, Suite 101</Address1>

Data Elements and Attributes [Attributes are shown in parentheses, e.g., (userID)]	Required/ Optional	Data Field Type	Data Length	Data Definition	Business Rules
Address2	O	String	64	Address line 2	Second line of street address for employer's U.S. address.
City	O	String	60	City	City for employer's U.S. address.
State	O	String	2	State	State for employer's U.S. address. Two-digit code associated with the U.S. state must be used. (See table entitled State Codes)
PostalCode	R*	String	5	Zip code	Zip code for employer's U.S. address.
ExplanationCode	O	String	2	Explanation Code	Two-digit explanation code for employer's U.S. address.
Explanation	O	String	5-200	Explanation comment	U.S Address comment to explain the explanation code
EmployerEIN	O	String	9	Employer ID	Unique Employer ID number
SelfEmployed	O	String	1	Self employed indicator (Value: Y = Yes N = No Null)	Indicator to explain if the employer is self employed.
CourseRelevance	O	String	1000	Course Relevance	Text field for recording explanation for relevance of OPT employment to student's course work.
FullPartTimeIndicator	O	String	2	Employment time (Value: 01 = Full Time 02 = Part Time)	Code indicating full-time or part-time employment. Two-digit code associated with employment type must be used. (See table entitled Employment Time Codes)
StartDate	O	Date	10	Employment start date (Format: yyyy-MM-dd)	Date that student is requesting to begin OPT employment. Date entered must be greater than the date the Batch request is processed.

Data Elements and Attributes [Attributes are shown in parentheses, e.g., (userID)]	Required/ Optional	Data Field Type	Data Length	Data Definition	Business Rules
EndDate	O	Date	10	Employment end date (Format: yyyy-MM-dd)	Date that student is requesting to complete OPT employment. Date must be greater than the OPT employment start date.
SupervisorFirstName	O	String	80	Supervisor first name	Supervisor first name
SupervisorLastName	O	String	40	Supervisor last name	Supervisor last name
SupervisorPhone	O	String	10	Supervisor telephone number	Supervisor telephone number
SupervisorPhoneExt	O	String	4	Supervisor telephone number extension	Supervisor telephone number extension
SupervisorEmail	O	String	255	Supervisor Email address	Supervisor Email address; must meet the SEVIS Email address standarization
StudentsJobTitle	O	String	64	Student job title	Student job title
PersonalInfo	O (Choice)	Structure		Edit personal Information	Structure used for providing updates to a student's personal information. If structure is used, elements identified with "R*" must be provided.
(printForm)	R*	Boolean	1	Print request indicator (Value: 1 or true; 0 or false)	Indicator used to request that I-20 in PDF document is returned with SEVIS Batch download.
FullName	O	Structure		Full name	Structure used to provide the full name elements for the student.
LastName	R*	String	80	Surname/Primary (Last) name	Surname/Primary (Family) name of student. If student has only one name, the name must be provided in this element.
FirstName	O	String	80	Given (First) name	Given (First) name of student.
PassportName	O	String	39	Passport name	Passport name of student as reflected in the machine readable zone of the passport.
PreferredName	O	String	180	Preferred name	Preferred name of student. NOTE: If value is not entered, SEVIS will concanetate Given, Family, and Suffix name fields to populate this field

Data Elements and Attributes [Attributes are shown in parentheses, e.g., (userID)]	Required/ Optional	Data Field Type	Data Length	Data Definition	Business Rules
Suffix	O	String	3	Suffix code (Value : Jr., Sr., I, II, III, IV)	Name suffix for student. (See table entitled Name Suffix Codes)
BirthDate	O	Date	10	Birth date (Format: yyyy-MM-dd)	Student's date of birth.
Gender	O	String	1	Gender (Value: M = Male, F = Female, or U = Other)	Student's gender. A value is available to indicate the student's gender is other. (See table entitled Gender Codes)
BirthCity	O	String	100	City of birth	City where student dependent was born.
BirthCountryCode	O	String	2	Country of birth	Student's country of birth. Two-digit code associated with the student's country of birth must be provided. Codes are provided for countries that have changed names or no longer exist. (See table entitled Birth Country Codes)
CitizenshipStatus	O	String	2	Citizenship status type (Value: 03 = At the time of birth, the nonimmigrant was the child of a foreign diplomat serving in the United States, 04 = An expatriate who formally revoked United States citizenship)	Student's citizenship status. Two-digit code associated with the student's citizenship status. (See table entitled Birth Category Codes)
CitizenshipCountryCode	O	String	2	Country of citizenship	Student's country of citizenship. Two- digit code associated with the student's country of citizenship must be provided. (See table entitled Citizenship / Residence Country Codes)
Email	O	String	255	Email addresss (Format: @ symbol must be present with characters both before and after, a dot must exist after the @ symbol, two to six characters must exist after the dot)	Email address for the student.

Data Elements and Attributes [Attributes are shown in parentheses, e.g., (userID)]	Required/ Optional	Data Field Type	Data Length	Data Definition	Business Rules
Telephone	O	Structure		Student telephone number	Structure used to capture the student's telephone information. Telephone number will be collected for all students except F-1 students who are in grades K-12 or M-1 students under the age of 14
TelephoneExemptInd	R	Boolean	1	Student telephone number indicator (Value: Y = Yes or N = No)	Indicator used to determine if the student has provided information that he/she does not have a telephone number
Phone	O	Structure		Student telephone number	Structure used to capture the student's telephone information. Telephone number will be collected for all students except F-1 students who are in grades K-12 or M-1 students under the age of 14
USNumber	O	String	10	Student's U.S. telephone number	Student's U.S. telephone number will be collected for all students except F-1 students who are in grades K-12 or M-1 students under the age of 14
Foreign	O	Structure		Student foreign telephone number	Structure used to capture the student's foreign telephone information. Telephone number will be collected for all students except F-1 students who are in grades K-12 or M-1 students under the age of 14
CountryNumber	O	String	4	Student's foreign telephone number country code	Student's foreign telephone number country code
PhoneNumber	R	String	20	Student's foreign telephone number	Student's foreign telephone number
Commuter	O	Boolean	1	Indicator if student is a commuter student	This option is available only to students whose country of citizenship is Canada or Mexico.
USAddress	O	Structure		U.S. address	Structure used to provide updates to the address where student is residing while attending courses in the U.S. If structure is used, elements identified with "R*" must be provided.

Data Elements and Attributes [Attributes are shown in parentheses, e.g., (userID)]	Required/ Optional	Data Field Type	Data Length	Data Definition	Business Rules
Address1	R*	String	64	Address line 1	First line of street address for student's U.S. address. Example entries for Address1: <Address1>1600 South Joyce St, APT# 18</Address1> <Address1>1111 Army Navy Dr. #331</Address1> <Address1>1111 Army Navy Drive, BLDG #A, Suite 101</Address1>
Address2	O	String	64	Address line 2	Second line of street address for student's U.S. address.
City	O	String	60	City	City for student's U.S. address.
State	O	String	2	State	State for student's U.S. address. Two-digit code associated with the U.S. state must be used. (See table entitled State Codes)
PostalCode	R*	String	5	Zip code	Zip code for student's U.S. address.
ExplanationCode	O	String	2	Explanation Code	Two-digit explanation code for student's U.S. address.
Explanation	O	String	5-200	Explanation comment	U.S Address comment to explain the explanation code
MailingAddress	O	Structure		U.S. mailing address	Student's US mailing address where the student will receive mail in the US. When U.S. mailing address structure is used, the elements within this structure marked "R*" must be provided.

Data Elements and Attributes [Attributes are shown in parentheses, e.g., (userID)]	Required/ Optional	Data Field Type	Data Length	Data Definition	Business Rules
Address1	R*	String	64	Address line 1	First line of street address for student's U.S. mailing address. Example entries for Address1: <Address1>1600 South Joyce St, APT# 18</Address1> <Address1>1111 Army Navy Dr. #331</Address1> <Address1>1111 Army Navy Drive, BLDG #A, Suite 101</Address1>
Address2	O	String	64	Address line 2	Second line of street address for student's U.S. mailing address.
City	O	String	60	City	City for student's U.S. mailing address
State	O	String	2	State	State for student's U.S. mailing address. Two-digit code associated with the U.S. state must be used. (See table entitled State Codes)
PostalCode	R*	String	5	Zip code	Zip code for student's U.S. mailing address.
ExplanationCode	O	String	2	Explanation Code	Two-digit explanation code for student's U.S. mailing address.
Explanation	O	String	5-200	Explanation text to explain the address over-ride	Text to explain the student's U.S. mailing address over-ride.
ForeignAddress	O	Structure		Foreign address	Structure used to provide updates to student's foreign address. If structure is used, elements identified with "R*" must be provided.
Address1	R*	String	60	Foreign address line 1	First line of student's foreign street address.
Address2	O	String	60	Foreign address line 2	Second line of student's foreign street address.
City	O	String	60	Foreign city	City associated with student's foreign address.

Data Elements and Attributes [Attributes are shown in parentheses, e.g., (userID)]	Required/ Optional	Data Field Type	Data Length	Data Definition	Business Rules
Province	O	String	30	Foreign province	Province of student's foreign address.
CountryCode	R*	String	2	Country code	Country of student's foreign address. Two-digit code associated with student's country of residence must be used. (See table entitled Citizenship / Residence Country Codes)
PostalCode	O	String	20	Postal code (Format: Alpha/Numeric)	Postal code/number for student's foreign address.
Remarks	O	String	500	Remarks	Text field for recording general remarks about the student.
Program	O (Choice)	Structure		Program information	Structure used to edit program information. If structure is used, elements identified with "R*" must be provided.
CancelExtension	O (Choice)	Structure		Cancel M-1 extension	Structure used to cancel a previously requested extension for an M-1 student. If structure is used, the elements identified as "R*" must be provided.
(printForm)	R*	Boolean	1	Print request indicator (Value: 1 or true; 0 or false)	Indicator used to request that I-20 in PDF document is returned with SEVIS Batch download.
NewPrgEndDate	R*	Date	10	Program end date (Format: yyyy-MM-dd)	Program end date of extension request being canceled.
Remarks	O	String	500	Remarks regarding extension of program	Text field for entering remarks related to cancellation of the extension.
ManageSessionDates	R*	Structure		Manage student attendance	Structure used to manage student's attendance. If structure is used, the elements identified as "R*" must be provided.
(printForm)	R*	Boolean	1	Print request indicator (Value: 1 or true; 0 or false)	Indicator used to request that I-20 in PDF document is returned with SEVIS Batch download.

Data Elements and Attributes [Attributes are shown in parentheses, e.g., (userID)]	Required/ Optional	Data Field Type	Data Length	Data Definition	Business Rules
IssDate	R	Date	10	Initial session date (issue) date (Format: yyyy-MM-dd)	Student's initial session start date, the initial session start date must be on or after the Program Start Date, not more than 30 days after the student's program start date
NewPrgStartDate	R*	Date	10	New program start date (Format: yyyy-MM-dd)	New date that student will start his/her program.
NewPrgEndDate	R*	Date	10	New program end date (Format: yyyy-MM-dd)	New date that student will complete his/her program.
Remarks	O	String	500	Defer attendance remarks	Text field for entering remarks related to deferral of attendance.
Edit	O (Choice)	Structure		Edit program information	Structure used for providing updates to a student's program information. If structure is used, elements identified with "R*" must be provided.
(printForm)	R*	Boolean	1	Print request indicator (Value: 1 or true; 0 or false)	Indicator used to request that I-20 in PDF document is returned with SEVIS Batch download.
Level	O*	String	2	Education level	Indicator for educational level student is pursuing. Two-digit code associated with the student's education level must be provided. Only F-1 student's education level may be edited. (See table entitled Education Level Codes)
MajorCode1	O*	String	7	New primary major code (major code 1) (Format: 12.1234) (NOTE: The code sent to SEVIS should include the decimal point.)	Code from CIP 2020 list of codes that represents student's new major code 1 (primary major). For dual majors, you must select one major to be major code 1 (primary major) and one to be major code 2 (secondary major). Only F-1 student's major code 1(primary major) may be edited. (See table entitled Major Code 1 (Primary Major Codes) for Students and Subject/Field Codes for Exchange Visitors)

Data Elements and Attributes [Attributes are shown in parentheses, e.g., (userID)]	Required/ Optional	Data Field Type	Data Length	Data Definition	Business Rules
MajorCode2	O	String	7	New secondary major code (major code 2) (Format: 12.1234) (NOTE: The code sent to SEVIS should include the decimal point.)	Code from CIP 2020 list of codes that represents student's new major code 2 (secondary major). Used for those students who have dual majors. For F1 students only. (See table entitled Major Code 2 (Secondary Major) and Minor Codes for Students)
Minor	O	String	7	New minor code (Format: 12.1234) (NOTE: The code sent to SEVIS should include the decimal point.)	Code from CIP 2020 list of codes that represents the student's new minor. (See table entitled Major Code 2 (Secondary Major) and Minor Codes for Students)
EngProficiency	O	Structure		English language proficiency	Structure used to indicate whether your school requires English proficiency and whether the student is proficient in the language. If structure is used, elements identified with "R*" must be provided.
EngRequired	R*	Boolean	1	English proficiency required? (Format: 1 or true; 0 or false)	Indicator that school does or does not require English proficiency.
RequirementsMet	O	Boolean	1	English proficiency requirements met? (Format: 1 or true; 0 or false)	Indication whether student meets the English proficiency required for the program at your school. This element must be provided if the value provided in EngRequired element is 1 or true.
NotRequiredReason	O	String	500	Not required reason	Text field for explanation if English proficiency is not required at your school, e.g., student will attend English language courses as part of his/her program. This element must be provided if the value provided in EngRequired element is 0 or false.
Remarks	O	String	500	Remarks	Text field provided to record remarks associated with the updates to the student's program information.

Data Elements and Attributes [Attributes are shown in parentheses, e.g., (userID)]	Required/ Optional	Data Field Type	Data Length	Data Definition	Business Rules
Extension	O (Choice)	Structure		Extend program	Structure used to extend student's program beyond the original program end date. If structure is used, the elements identified as "R*" must be provided.
(printForm)	R*	Boolean	1	Print request indicator (Value: 1 or true; 0 or false)	Indicator used to request that I-20 in PDF document is returned with SEVIS Batch download.
NewPrgEndDate	R*	Date	10	New program end date (Format: yyyy-MM-dd)	New date that student will complete program.
Remarks	O	String	500	Remarks	Text field provided to record remarks associated with request for extension of student's program end date.
Explanation	R*	String	500	Explanation for extension of program	Text field for entering medical or academic circumstances that necessitate extension of student's program end date.
Shorten	O (Choice)	Structure		Shorten program	Structure used to shorten student's program within the original program end date. If structure is used, the elements identified as "R*" must be provided.
(printForm)	R*	Boolean	1	Print request indicator (Value: 1 or true; 0 or false)	Indicator used to request that I-20 in PDF document is returned with SEVIS Batch download.
NewPrgEndDate	R*	Date	10	New program end date (Format: yyyy-MM-dd)	New date that student will complete program. Date provided must be less than the original program end date provided for the student.
Remarks	O	String	500	Remarks regarding extension of program	Text field for entering remarks related to shorten program request.

Data Elements and Attributes [Attributes are shown in parentheses, e.g., (userID)]	Required/ Optional	Data Field Type	Data Length	Data Definition	Business Rules
Registration	O (Choice)	Structure		Student registration	Structure used to record that student has registered for session. This choice is valid only for students whose status in SEVIS is "Initial" or "Active". Student must be registered within 90 days of Next Session Start Date. If structure is used, the elements identified as "R*" must be provided.
(printForm)	R*	Boolean	1	Print request indicator (Value: 1 or true; 0 or false)	Indicator used to request that I-20 in PDF document is returned with SEVIS Batch download.
LastSession	R*	Boolean	1	Last Session indicator (Value: 1 or true; 0 or false)	Indicator used to denote wheather the student is in the last session of his/her program.
CurrentSessionStartDate	R*	Date	10	Current session end date (Format: yyyy-MM-dd)	The start date for the student's current session. Current session start date must be on or after the student's program start date or on or before the student's program end date.
CurrentSessionEndDate	R*	Date	10	Current session end date (Format: yyyy-MM-dd)	The end date for the student's current session. Must be on or after current session start date.
NextSessionStartDate	O	Date	10	Next Session start date (Format: yyyy-MM-dd)	Start date for student's next session; must be greater than the current session end date and less than the student's program end date. If LastSession element is 0 or false, then NextSessionStartDate element is required.
StudyResearchAbroad	O	Boolean	1	Study research abroad indicator (Value: Y- Yes; N - No)	Indicator used to denote wheather the student is in the study research abroad program.
ThesisDissertation	O	Boolean	1	Thesis dissertation indicator (Value: Y- Yes; N - No)	Indicator used to denote wheather the student is in the theis dissertation program.

Data Elements and Attributes [Attributes are shown in parentheses, e.g., (userID)]	Required/ Optional	Data Field Type	Data Length	Data Definition	Business Rules
Email	O	String	255	Email addresss (Format: @ symbol must be present with characters both before and after, a dot must exist after the @ symbol, two to six characters must exist after the dot)	Email address for the student.
Telephone	O	Structure		Student telephone number	Structure used to capture the student's telephone infomration. Telephone number will be collected for all students except F-1 students who are in grades K-12 or M-1 students under the age of 14
TelephoneExemptInd	R	Boolean	1	Student telephone number indicator (Value: Y = Yes or N = No)	Indicator used to determine if the student has provided information that he/she does not have a telephone number
Phone	O	Structure		Student telephone number	Structure used to capture the student's telephone infomration. Telephone number will be collected for all students except F-1 students who are in grades K-12 or M-1 students under the age of 14
USNumber	O	String	10	Student's U.S. telephone number	Student's U.S. telephone number will be collected for all students except F-1 students who are in grades K-12 or M-1 students under the age of 14
Foreign	O	Structure		Student foreign telephone number	Structure used to capture the student's foreign telephone infomration. Telephone number will be collected for all students except F-1 students who are in grades K-12 or M-1 students under the age of 14
CountryNumber	O	String	4	Student's foreign telephone number country code	Student's foreign telephone number country code
PhoneNumber	R	String	20	Student's foreign telephone number	Student's foreign telephone number

Data Elements and Attributes [Attributes are shown in parentheses, e.g., (userID)]	Required/ Optional	Data Field Type	Data Length	Data Definition	Business Rules
Commuter	O	Boolean	1	Commuter student (Value: 1 or true; 0 or false)	Indicator if student is a commuter student. Commuter student indicator is valid only for students whose country of citizenship is Canada or Mexico. Commuter students are not required to provide U.S. address data.
USAddress	O	Structure		U.S. address	Structure used to provide address where student will reside while attending courses in the U.S. At time of registration, the U.S. address is required for all students, <u>except</u> commuter students. If the student is not a commuter student, the structure is required and those elements identified with "R*" must be provided.
Address1	R*	String	64	Address line 1	First line of street address for student's U.S. address. Example entries for Address1: <Address1>1600 South Joyce St, APT# 18</Address1> <Address1>1111 Army Navy Dr. #331</Address1> <Address1>1111 Army Navy Drive, BLDG #A, Suite 101</Address1>
Address2	O	String	64	Address line 2	Second line of street address for student's U.S. address.
City	O	String	60	City	City for student's U.S. address.
State	O	String	2	State	State for student's U.S. address. Two-digit code associated with the U.S. state must be used. (See table entitled State Codes)
PostalCode	R*	String	5	Zip code	Zip code for student's U.S. address.
ExplanationCode	O	String	2	Explanation Code	Two-digit explanation code for student's U.S. address.

Data Elements and Attributes [Attributes are shown in parentheses, e.g., (userID)]	Required/ Optional	Data Field Type	Data Length	Data Definition	Business Rules
Explanation	O	String	5-200	Explanation comment	U.S address comment to explain the explanation code
ForeignAddress	O	Structure		Foreign address	Structure used to provide updates to student's foreign address. If structure is used, elements identified with "R*" must be provided.
Address1	R*	String	60	Foreign address line 1	First line of student's foreign street address.
Address2	O	String	60	Foreign address line 2	Second line of student's foreign street address.
City	O	String	60	Foreign city	City associated with student's foreign address.
Province	O	String	30	Foreign province	Province of student's foreign address.
CountryCode	R*	String	2	Country code	Country of student's foreign address. Two-digit code associated with student's country of residence must be used. (See table entitled Citizenship / Residence Country Codes)
PostalCode	O	String	20	Postal code (Format: Alpha/Numeric)	Postal code/number for student's foreign address.
Remarks	O	String	500	Remarks	Text field for providing remarks related to the registration information.
Reprint	O (Choice)	Structure		Reprint student I-20	Structure used to request reprint of the I-20 for a student.
(printForm)	R*	Boolean	1	Print request indicator (Value: 1 or true; 0 or false)	Indicator used to request that I-20 in PDF document is returned with SEVIS Batch download.
Reason	R*	String	2	Reason Code for reprint	Reason for requesting the reprint. The two digit code associated with the reason the reprint is being requested must be provided. (See table entitled Student Reprint Code)

Data Elements and Attributes [Attributes are shown in parentheses, e.g., (userID)]	Required/ Optional	Data Field Type	Data Length	Data Definition	Business Rules
Remarks	O	String	500	Remarks	Text field for providing remarks related to the reprint request.
Request	O (Choice)	Structure		Request	Structure used to record a student request (i.e., Gap-Gap Extension).
CapGapExtension	R*	String	2	Cap-Gap Extension	Structure used to record a Gap-Gap Extension for an Active F-1 student on or after the program end date.
(printForm)	R*	Boolean	1	Print request indicator (Value: 1 or true; 0 or false)	Indicator used to request that I-20 in PDF document is returned with SEVIS Batch download.
Status	R	String	1	Status (Value: C – Canceled, F – Filed, T_ Waitlisted)	Status of Cap-Gap Extension request. (See table entitled Gap-Gap Extension Status Type Codes)
Status	O (Choice)	Structure		Student status	Structure used to update student status. If structure is used, elements identified with “R*” must be provided.
Cancel	O (Choice)	Structure		Cancel Student	Structure used to cancel I-20 for a student. If structure is used, elements identified with “R*” must be provided.
Reason	R*	String	2	Reason Code for cancellation	Reason for requesting the cancellation. (See table entitled Student Cancellation Reason Codes)
Remarks	O	String	500	Remarks	Text field for providing remarks related to the cancel request.
Complete	O (Choice)	Structure		Complete program	Structure for indicating that student has completed his/her program. If structure is used, student’s program will be marked as completed on the date the Batch request is processed.
Remarks	O	String	500	Remarks associated with completion of program	Text field for entering remarks related to student’s completion of program.

Data Elements and Attributes [Attributes are shown in parentheses, e.g., (userID)]	Required/ Optional	Data Field Type	Data Length	Data Definition	Business Rules
Terminate	O (Choice)	Structure		Terminate student	Structure used to record student termination action. If structure is used, the elements identified as “R*” must be provided.
Reason	R*	String	2	Termination code (Format: Numeric)	Reason student is being terminated. Two-digit code associated with termination reason must be provided. (See table entitled Student Termination Reason Codes)
OtherRemarks	O	String	500	Remarks	Text field to provide remarks related to the selection of “Otherwise failing to maintain status” as the termination reason. If “Otherwise failing to maintain status” is selected, this element is required.
	O	String	500	Terminate student remarks	Text field for entering remarks related to student termination.
Verify Remarks	O (Choice)	none	1	Verify indicator	Confirmation of status – verify status – 6 month check. No value needed, empty tag will indicate student status is being verified.

APPENDIX D – CREATE-UPDATE EXCHANGE VISITOR AND DEPENDENT DATA ELEMENTS

APPENDIX D – CREATE-UPDATE EXCHANGE VISITOR AND DEPENDENT DATA ELEMENTS

The data elements described in the table shown below relate to the schema entitled “Create-UpdateExchangeVisitor.xsd”. When an element is marked with “R*” in the Required/Optional column, this indicates that the element is required under certain circumstances. For example, the structure to which the element belongs is Optional, however, if that structure is present in the upload document, the elements of that structure marked with “R*” are required.

Data Elements and Attributes [Attributes are shown in parentheses, e.g., (userID)]	Required/ Optional	Data Field Type	Data Length	Data Definition	Business Rules
SEVISBatchCreateUpdateEV	R	Structure		SEVIS Batch create or update exchange visitors	Structure used to provide information for creating or updating exchange visitor records.
(userID)	R	String	10	SEVIS User ID	SEVIS User ID of RO/ARO approving data contained in upload document.
BatchHeader	R	Structure		Header	Structure used to provide the header elements identifying the SEVIS Batch upload.
BatchID	R	String	14	SEVIS Batch Document identifier	A unique identifier assigned by the program for the SEVIS Batch upload document. Must be unique to the program for each data document uploaded. Use of date-time stamp is recommended.
OrgID	R	String	9	Program Number (Format: X-1-12345)	Program number assigned by the Department of State (DoS) when organization was designated.

Data Elements and Attributes [Attributes are shown in parentheses, e.g., (userID)]	Required/ Optional	Data Field Type	Data Length	Data Definition	Business Rules
CreateEV	O	Structure		Create exchange visitor	Structure used when creating new exchange visitor records. If structure is used, elements identified with "R*" must be provided. A maximum of 250 create exchange visitor and 250 update exchange visitor requests may be included in each upload document.
ExchangeVisitor	R*	Structure		Exchange Visitor information	Structure used to provide the required and optional information for the new exchange visitor.
(requestID)	R*	String	20	Request identifier	Individual record identifier must be provided for each record included in the upload document. Identifier must be unique within the upload document.
(userID)	R*	String	10	SEVIS User ID	SEVIS User ID of RO/ARO responsible for the request record. Name associated with this user ID will be shown in signature block on DS-2019 PDF document, if print request indicator is 1 or true.
(printForm)	R*	Boolean	1	Print request indicator (Value: 1 or true; 0 or false)	Indicator used to request that DS-2019 in PDF document is returned with SEVIS Batch download.
UserDefinedA	O	String	10	User defined field A (Format: Alphanumeric, variable length)	A text field for recording any code used by the program sponsor to identify the exchange visitor, e.g., ID number or document number.
UserDefinedB	O	String	14	User defined field B (Format: Alphanumeric, variable length)	A second field for recording any code used by the program sponsor to identify the exchange visitor.

Data Elements and Attributes [Attributes are shown in parentheses, e.g., (userID)]	Required/ Optional	Data Field Type	Data Length	Data Definition	Business Rules
Biographical	R*	Structure		Biographical information	Structure used to provide biographical information for the exchange visitor.
FullName	R*	Structure		Full name structure	Structure used to provide the full name elements for the exchange visitor.
LastName	R*	String	80	Surname/Primary (Last) name	Surname/Primary (Family) name of exchange visitor. If exchange visitor has only one name, the name must be provided in this element.
FirstName	O	String	80	Given (First) name	Given (First) name of exchange visitor. NOTE: This value will contain the Given (First) and middle name of the exchange visitor
PassportName	O	String	39	Passport name	Passport name of exchange visitor as reflected in the machine readable zone of the passport.
PreferredName	O	String	180	Preferred name	Preferred name of exchange visitor. NOTE: If value is not entered, SEVIS will concatenate Given, Family, and Suffix name fields to populate this field
Suffix	O	String	3	Suffix code (Value : Jr., Sr., I, II, III, IV)	Name suffix for exchange visitor. (See table entitled Name Suffix Codes)
BirthDate	R*	Date	10	Birth date (Format: yyyy-MM-dd)	Exchange visitor's date of birth. (See table entitled Exchange Visitor and Dependent Age Requirements.)

Data Elements and Attributes [Attributes are shown in parentheses, e.g., (userID)]	Required/ Optional	Data Field Type	Data Length	Data Definition	Business Rules
Gender	R*	String	1	Gender (Value: M = Male, F = Female, U = Other)	Exchange visitor's gender. (See table entitled Gender Codes)
BirthCity	R*	String	100	City of birth	City where exchange visitor was born.
BirthCountryCode	R*	String	2	Country of birth	Exchange visitor's country of birth. Two-digit code associated with the exchange visitor's country of birth must be provided. Codes are provided for countries that have changed names or no longer exist. If country of birth is U.S. or U.S. territory, additional information must be provided in the BirthCountryReason element. (See table entitled Birth Country Codes)
CitizenshipCountryCode	R*	String	2	Country of citizenship	Exchange visitor's country of citizenship. Two-digit code associated with the exchange visitor's country of citizenship must be provided. Cannot be U.S. or U.S. Territory. (See table entitled Citizenship / Residence Country Codes)
PermanentResidenceCountryCode	R*	String	2	Permanent residence country	Exchange visitor's country of legal permanent residence. Two-digit code associated with the exchange visitor's country of permanent residence must be provided. Cannot be U.S. or U.S. Territory. (See table entitled Citizenship / Residence Country Codes)

Data Elements and Attributes [Attributes are shown in parentheses, e.g., (userID)]	Required/ Optional	Data Field Type	Data Length	Data Definition	Business Rules
BirthCountryReason	O	String	2	Birth Country Reason (Value: 01 = U.S. – Born to Foreign Diplomat 02 = U.S. – Expatriated)	If the United States or a United States territory is the country of birth, the reason code must be provided. (See table entitled U.S. and U.S. Territories Birth Country Reason Codes)
EmailAddress	O	String	255	Email address	Exchange visitor's email address.
PhoneNumber	O	String	10	EV telephone number	EV US telephone number
ForeignPhone	O	Structure		EV foreign telephone number	Structure used to capture the EV's foreign telephone information.
CountryNumber	O	String	1-4	EV's foreign telephone number country code	EV's foreign telephone number country code
TelephoneNumber	O	String	1-20	EV's foreign telephone number	EV's foreign telephone number
PositionCode	R*	String	3	Position code (Format: Numeric)	The position that the exchange visitor holds in his/her home country. Three-digit numeric code representing the position held must be used. (See table entitled Exchange Visitor Position Code Type)
PrgStartDate	R*	Date	10	Program start date (Format: yyyy-MM-dd)	Date the exchange visitor's program will begin. Exchange visitor cannot enter the U.S. more than 30 days prior to program start date. Program start date must be greater than or equal to the date the Batch request is processed.

Data Elements and Attributes [Attributes are shown in parentheses, e.g., (userID)]	Required/ Optional	Data Field Type	Data Length	Data Definition	Business Rules
PrgEndDate	R*	Date	10	Program End Date (Format: yyyy-MM-dd)	Date the exchange visitor's program will be completed. The program duration cannot exceed the maximum duration of stay and cannot be less than the minimum duration of stay. See table entitled Department of State Maximum and Minimum Duration of Stay Rules.
CategoryCode	R*	String	2	Program category	Program category for exchange visitor. (See table entitled EV Category Code Type) See table entitled Department of State Maximum and Minimum Duration of Stay Rules
OccupationCategoryCode	O	String	2	Occupational Category Code	Exchange visitor occupation category codes See table entitled (EV Occupation Category Code Type)
SubjectField	R*	Structure		Subject or field of study	Structure used to provide information on the subject or field of study for the exchange visitor.
SubjectFieldCode	R*	String	7	Code for subject or field of study (Format: 12.1234) (NOTE: The code sent to SEVIS must include the decimal point.)	Code from CIP 2020 list of codes that represents exchange visitor's subject or field of study. (See table entitled Primary Major Codes for Students and Subject/Field Codes for Exchange Visitors)
Remarks	R*	String	500	Remarks	Text field for providing remarks related to the SubjectField element.
EVIId	O	String	25	Organization specific identifier for the EV	Organization specific identifier for the EV

Data Elements and Attributes [Attributes are shown in parentheses, e.g., (userID)]	Required/ Optional	Data Field Type	Data Length	Data Definition	Business Rules
EVRemarks	O	String	1000	EV remarks	Remarks related to the nonimmigrant when creating or editing an EV in Initial status (before or after visa issuance) and Active status.
USAddress	O	Structure		U.S. Physical Address	U.S Physical Address where exchange visitor will reside while in the U.S.
Address1	R*	String	64	Address line 1	First line of street address for exchange visitor's U.S. physical address. Example entries for Address1: <Address1>1600 South Joyce Street, APT# 1230</Address1> <Address1>1111 Army Navy Drive, #1234</Address1> <Address1>1600 South Joyce Street, Apt. #4C</Address1> <Address1>1111 Army Navy Dr. #221</Address1>
Address2	O	String	64	Address line 2	Second line of street address for exchange visitor's U.S. physical address.
City	O	String	60	City	City for exchange visitor's U.S. physical address
State	O	String	2	State	State for exchange visitor's U.S. physical address. Two-digit code associated with the U.S. state must be used. (See table entitled State Codes)
PostalCode	R*	String	5	Zip code	Zip code for exchange visitor's U.S. address.

Data Elements and Attributes [Attributes are shown in parentheses, e.g., (userID)]	Required/ Optional	Data Field Type	Data Length	Data Definition	Business Rules
ExplanationCode	O	String	2	Explanation Code	Two-digit explanation code for exchange visitor's U.S. physical address.
Explanation	O	String	5-200	Explanation comment	U.S Physical Address comment to explain the explanation code
MailAddress	O	Structure		U.S Mailing Address	U.S Mailing Address where the exchange visitor will receive mail while in the U.S. Example entries for Address1: <Address1>1600 South Joyce Street, APT# 1230</Address1> <Address1>1111 Army Navy Drive, #1234</Address1> <Address1>1600 South Joyce Street, Apt. #4C</Address1> <Address1>1111 Army Navy Dr. #221</Address1>
Address1	R*	String	64	Address line 1	First line of street address for exchange visitor's U.S. mailing address.
Address2	O	String	64	Address line 2	Second line of street address for exchange visitor's U.S. mailing address.
City	O	String	60	City	City for exchange visitor's U.S. mailing address
State	O	String	2	State	State for exchange visitor's U.S. mailing address. Two-digit code associated with the U.S. state must be used. (See table entitled State Codes)
PostalCode	R*	String	5	Zip code	Zip code for exchange visitor's U.S. mailing address.

Data Elements and Attributes [Attributes are shown in parentheses, e.g., (userID)]	Required/ Optional	Data Field Type	Data Length	Data Definition	Business Rules
ExplanationCode	O	String	2	Explanation Code	Two-digit explanation code for exchange visitor's U.S. mailing address.
Explanation	O	String	5-200	Explanation comment	U.S mailing address comment to explain the explanation code
FinancialInfo	R*	Structure		Financial support information	Structure used to provide information on financial support available to the exchange visitor. Funding information should be provided for the entire length of the program. Structure is required and elements identified with "R*" must be provided.
ReceivedUSGovtFunds	R*	Boolean	1	Indication of receipt of U.S. Government funds (Format: 1 or true; 0 or false)	Indication whether exchange visitor has received funding from the U.S. Government.
ProgramSponsorFunds	O	String	8	Program Sponsor funds (Format: U.S. Dollars, integer only, no dollar signs, decimals, or commas)	Amount of financial support being provided by the Program Sponsor.
OtherFunds	R*	Structure		Other financial support	Structure used to identify funding received from other organizations.
USGovt	O	Structure		U.S Government organization	Structure used to identify funding received from U.S. Government organizations. Funding may be received from a maximum of two (2) U.S. Government organizations. Structure is optional and all elements within structure are optional.

Data Elements and Attributes [Attributes are shown in parentheses, e.g., (userID)]	Required/ Optional	Data Field Type	Data Length	Data Definition	Business Rules
Org1	R*	String	3	U.S. Government organization 1	U.S. Government organization that is providing funding to the exchange visitor. Three-digit code associated with the organization type must be provided. When USGovt/Org1 is updated, USGovt/OtherName1 and USGovt/Amount1 are required. (See table entitled U.S. Government Agency Codes)
OtherName1	O	String	60	Other U.S. Government organization name 1	Name of Other U.S. Government organization when code for 'Other' is selected in USGovt/Org1. NOTE: An empty tag should be sent if the value for USGovt/Org1 is not 'Other'.
Amount1	R*	String	8	U.S. Government organization amount (Format: U.S. dollars, integer only, no dollar signs, decimals, or commas)	Amount of funding being provided by the U.S. Government organization identified in the element USGovt/Org1. If an organization is provided in the element USGovt/Org1, an amount must be provided.
Org2	O	String	3	U.S. Government organization 2	U.S. Government organization that is providing funding to the exchange visitor. Three-digit code associated with the organization type must be provided. When USGovt/Org2 is updated, USGovt/OtherName2 and USGovt/Amount2 are required. (See table entitled U.S. Government Agency Codes)

Data Elements and Attributes [Attributes are shown in parentheses, e.g., (userID)]	Required/ Optional	Data Field Type	Data Length	Data Definition	Business Rules
OtherName2	O	String	60	Other U.S. Government organization name 2	Name of Other U.S. Government organization when code for 'Other' is selected in USGovt/Org2. NOTE: An empty tag should be sent if the value for USGovt/Org2 is not 'Other'.
Amount2	O	String	8	U.S. Government organization funding amount (Format: U.S. dollars, integer only, no dollar signs, decimals, or commas)	Amount of funding being provided by the U.S. Government organization identified in the element USGovt/Org2. If an organization is provided in the element USGovt/Org2, an amount must be provided.
International	O	Structure		International organization funding	Structure used to identify funding received from international organizations. Funding may be received from a maximum of two (2) international organizations. Structure is optional and all elements within structure are optional.
Org1	R*	String	6	International organization 1	International organization that is providing funding to the exchange visitor. Code associated with the granting organization type must be provided. When International/Org1 is updated, International/OtherName1 and International/Amount1 are required. (See table entitled International Organization Codes)

Data Elements and Attributes [Attributes are shown in parentheses, e.g., (userID)]	Required/ Optional	Data Field Type	Data Length	Data Definition	Business Rules
OtherName1	O	String	60	Other International organization name 1	Name of International organization when code for 'Other' is selected in International/Org1. NOTE: An empty tag should be sent if the value for International/Org1 is not 'Other'.
Amount1	R*	String	8	International organization funding amount (Format: U.S. dollars, integer only, no dollar signs, decimals, or commas)	Amount of funding being provided by the international organization identified in the element International/Org1. If an organization is provided in the element International/Org1, an amount must be provided.
Org2	O	String	6	International organization 2	International organization that is providing funding to the exchange visitor. Code associated with the granting organization must be provided. When International/Org2 is updated, International/OtherName2 and International/Amount2 are required. (See table entitled International Organization Codes)
OtherName2	O	String	60	Other International organization name 2	Name of International organization when code for 'Other' is selected in International/Org2. NOTE: An empty tag should be sent if the value for International/Org2 is not 'Other'.

Data Elements and Attributes [Attributes are shown in parentheses, e.g., (userID)]	Required/ Optional	Data Field Type	Data Length	Data Definition	Business Rules
Amount2	O	String	8	International organization funding amount (Format: U.S. dollars, integer only, no dollar signs, decimals, or commas)	Amount of funding being provided by the international organization identified in the element International/Org2. If an organization is provided in the element International/Org2, an amount must be provided.
EVGovt	O	String	8	Financial support from exchange visitor's government (Format: U.S. dollars, integer only, no dollar signs, decimals, or commas)	Amount of funding being provided by the government of the exchange visitor's country.
BinationalCommission	O	String	8	Financial support from the Binational Commission (Format: U.S. dollars, integer only, no dollar signs, decimals, or commas)	Amount of funding being provided by the Binational Commission of the exchange visitor's country.
Other	O	Structure		Other organization funding	Structure used to identify funding received from other organizations. Structure is optional and all elements within structure are required.
	R*	String	60	Other organization name	Name of Other organization that provided financial support.
Name Amount	R*	String	8	Financial support from other organizations (Format: U.S. dollars, integer only, no dollar signs, decimals, or commas)	Total amount of funding being provided by other organizations.
Personal	O	String	8	Personal funds (Format: U.S. dollars, integer only, no dollar signs, decimals, or commas)	Total amount of personal funds available to the exchange visitor.

Data Elements and Attributes [Attributes are shown in parentheses, e.g., (userID)]	Required/ Optional	Data Field Type	Data Length	Data Definition	Business Rules
CreateDependent	O	Structure		Dependent information	Structure used to create a record for dependents that will accompany exchange visitor to the U.S. If structure is used, elements identified with "R*" must be provided.
Dependent	O	Structure		Dependent	Structure used to provide information relative to a single dependent. Multiple Dependent structures may be included in a single create exchange visitor request. If structure is used, elements identified with "R*" must be provided.
FullName	R*	Structure		Full name	Structure used to provide full name elements for dependent.
LastName	R*	String	80	Surname/Primary (Last) name	Surname/Primary (Family) name of dependent. If dependent has only one name, the name must be provided in this element.
FirstName	O	String	80	Given (First) name	Given (First) name of dependent. NOTE: This value will contain the Given (First) and middle name of the dependent
	O	String	39	Passport name	Passport name of dependent as reflected in the machine readable zone of the passport.
PassportName PreferredName	O	String	180	Preferred name	Preferred name of dependent. NOTE: If value is not entered, SEVIS will concatenate Given, Family, and Suffix name fields to populate this field

Data Elements and Attributes [Attributes are shown in parentheses, e.g., (userID)]	Required/ Optional	Data Field Type	Data Length	Data Definition	Business Rules
Suffix	O	String	3	Suffix code (Value : Jr., Sr., I, II, III, IV)	Name suffix for dependent. (See table entitled Name Suffix Codes)
BirthDate	R*	Date	10	Birth date (Format: yyyy-MM-dd)	Dependent's birth date. Child dependents cannot be 21 or more years of age.
Gender	R*	String	1	Gender (Value: M = Male, F = Female, U = Other)	Dependent's gender. (See table entitled Gender Codes)
BirthCity	R*	String	100	City of Birth	City where dependent was born.
BirthCountryCode	R*	String	2	Country of birth	Dependent's country of birth. Two-digit code associated with the dependent's country of birth must be provided. Codes are provided for countries that have changed names or no longer exist. If country of birth is U.S. or U.S. territory, additional information must be provided in the BirthCountryReason element. (See table entitled Birth Country Codes)
CitizenshipCountryCode	R*	String	2	Country of citizenship	Dependent's country of citizenship. Two-digit code associated with the dependent's country of citizenship must be provided. (See table entitled Citizenship / Residence Country Codes)
PermanentResidenceCountryCode	R*	String	2	Country of permanent residence	Dependent's country of legal permanent residence. Two-digit code associated with the dependent's country of permanent residence must be provided. (See table entitled Citizenship / Residence Country Codes)

Data Elements and Attributes [Attributes are shown in parentheses, e.g., (userID)]	Required/ Optional	Data Field Type	Data Length	Data Definition	Business Rules
BirthCountryReason	O	String	2	Birth Country Reason (Value: 01 = U.S. – Born to Foreign Diplomat 02 = U.S. – Expatriated)	If the United States or a United States territory is the country of birth, the reason code must be provided. (See table entitled U.S. and U.S. Territories Birth Country Reason Codes)
EmailAddress	O	String	255	Email address	Dependent's email address.
Relationship	R* String	String	2	Relationship (Value: 01 = Spouse; 02 = Child)	Dependent's relationship to exchange visitor. Regulations permit only one spouse to accompany exchange visitor to the U.S. Two-digit code for either Spouse or Child must be used. (See table entitled Dependent Type Codes)
PhoneNumber	O	String	10	Current phone number	Dependent's phone number.
USAddressSameAsEVUSAddress	O	Boolean		Dependent US Physical Address is the same as the EV US Physical Address (Value: true/false)	Used to denote that the dependent US Physical Address is the same as the EV US Physical Address. The EV US Physical Address data will be copied to the dependent.
USAddress	O	Structure		U.S. Physical Address	U.S Physical Address where dependent will reside while in the U.S.

Data Elements and Attributes [Attributes are shown in parentheses, e.g., (userID)]	Required/ Optional	Data Field Type	Data Length	Data Definition	Business Rules
Address1	R*	String	64	Address line 1	First line of street address for dependent's U.S. physical address. Example entries for Address1: <Address1>1600 South Joyce Street, APT# 1230</Address1> <Address1>1111 Army Navy Drive, #1234</Address1> <Address1>1600 South Joyce Street, Apt. #4C</Address1> <Address1>1111 Army Navy Dr. #221</Address1>
	O	String	64	Address line 2	Second line of street address for dependent's U.S. physical address.
City	O	String	60	City	City for dependent's U.S. physical address
State	O	String	2	State	State for dependent's U.S. physical address. Two-digit code associated with the U.S. state must be used. (See table entitled State Codes)
PostalCode	R*	String	5	Zip code	Zip code for dependent's U.S. address.
ExplanationCode	O	String	2	Explanation Code	Two-digit explanation code for dependent's U.S. physical address.
Explanation	O	String	5-200	Explanation comment	U.S Physical Address comment to explain the explanation code

Data Elements and Attributes [Attributes are shown in parentheses, e.g., (userID)]	Required/ Optional	Data Field Type	Data Length	Data Definition	Business Rules
MailAddress	O	Structure		U.S Mailing Address	U.S Mailing Address where the dependent's will receive mail while in the U.S. Example entries for Address1: <Address1>1600 South Joyce Street, APT# 1230</Address1> <Address1>1111 Army Navy Drive, #1234</Address1> <Address1>1600 South Joyce Street, Apt. #4C</Address1> <Address1>1111 Army Navy Dr. #221</Address1>
	R*	String	64	Address line 1	First line of street address for dependent's U.S. mailing address.
Address1	O	String	64	Address line 2	Second line of street address for dependent's U.S. mailing address.
City	O	String	60	City	City for dependent's U.S. mailing address
Address2	O	String	2	State	State for dependent's U.S. mailing address. Two-digit code associated with the U.S. state must be used. (See table entitled State Codes)
	R*	String	5	Zip code	Zip code for dependent's U.S. mailing address.
PostalCode	O	String	2	Explanation Code	Two-digit explanation code for dependent's U.S. mailing address.
ExplanationCode	O	String	5-200	Explanation comment	U.S mailing address comment to explain the explanation code
Explanation	O	String	10	User defined field A (Format: Alphanumeric, variable length)	A text field for recording any code used by the program sponsor to identify the dependent, e.g., ID number or document number.
UserDefinedA	O	String			

Data Elements and Attributes [Attributes are shown in parentheses, e.g., (userID)]	Required/ Optional	Data Field Type	Data Length	Data Definition	Business Rules
UserDefinedB	O	String	14	User defined field B (Format: Alphanumeric, variable length)	A text field for recording any code used by the program sponsor to identify the dependent, e.g., ID number or document number.
AddTipp	R	Structure		T/IPP information	Structure used to provide information on T/IPP for exchange visitor with that category of Intern, Trainee, and Student Intern.
(print7002)	R*	Boolean	1	Print request indicator (Value: 1 or true; 0 or false)	Indicator used to request that DS- 7002 in PDF document is returned with SEVIS Batch download.
TippExemptProgram	O (Choice)	Structure		T/IPP exempt information	Structure used to indicate whether the exchange visitor is in an exempt program Choice between: 1. TippExemptProgram 2. ParticipantInfo and TippSite
ParticipantInfo	O (Choice)	Structure		T/IPP program participant information	Structure used to provide information on the exchange visitors program participation Choice between: 1. TippExemptProgram 2. ParticipantInfo and TippSite
IsIWT	O	Boolean	1	EV program association (Value: 1 or true; 0 or false)	Indication whether exchange visitor has a country of citizenship of Ireland, a category of Intern, and part of the Intern Work and Travel Program (IWT)
EmailAddress	R	String	255	Email address	Exchange visitor's email address.
FieldOfStudy	R	String	100	EV's field of study	Exchange visitor's current field of study/profession

Data Elements and Attributes [Attributes are shown in parentheses, e.g., (userID)]	Required/ Optional	Data Field Type	Data Length	Data Definition	Business Rules
YearsOfExperience	O	String	1-2	EV's years of experience	Exchange visitor's years of experience in the current field of study/profession
TypeOfDegree	R	String	100	EV's type of degree or certificate	Exchange visitor's type of degree or certificate
	R	Date	10	EV's date awarded or date expected (format yyyy-mm-dd)	Date awarded or expected
TippSite DateAwardedOrExpected	O (Choice)	Structure		T/IPP site with phases	Structure used to provide information on T/IPP site with phases for exchange visitor. Multiple sites of activity may be added when creating an exchange visitor. Choice between: 1. TippExemptProgram 2. ParticipantInfo and TippSite
SiteId	O	String	50	T/IPP site ID	T/IPP site ID; site with phases
Address1	R	String	64	Address line 1	First line of street address for site of activity – phase. Example entries for Address1: <Address1>1600 South Joyce Street, APT# 1230</Address1> <Address1>1111 Army Navy Drive, #1234</Address1> <Address1>1600 South Joyce Street, Apt. #4C</Address1> <Address1>1111 Army Navy Dr. #221</Address1>
	O	String	64	Address line 2	Second line of street address for site of activity – phase.
City	O	String	60	City	City for site of activity address.

Address2

Data Elements and Attributes [Attributes are shown in parentheses, e.g., (userID)]	Required/ Optional	Data Field Type	Data Length	Data Definition	Business Rules
State	O	String	2	State	State for site of activity address. Two-digit code associated with the U.S. state must be used. (See table entitled State Codes)
PostalCode	R	String	5	Zip code	Zip code for site of activity address.
ExplanationCode	O	String	2	Explanation code	Two-digit explanation code for address type
Explanation	O	String	5-200	Explanation comment	Comment to explain the address explanation code
SiteName	R	String	60	Site of Activity name	Text field for providing name of site of activity, e.g., Thunderbird Ranch Summer Camp
PrimarySite	R	Boolean	1	Primary Site Of Activity (Value: 1 or true; 0 or false)	Indicator used to determine the site of activity that will be printed on the DS-2019.
Remarks	O	String	500	Site of Activity Remarks	Text field for providing remarks related to the Site of Activity.
EmployerID	R	String	9	Employer 9-digit federal ID/tax ID	Employer 9-digit federal ID/tax ID
FullTimeEmployees	R	String	1-6	Number of full time employees	Number of full time employees
AnnualRevenue	R	String	2	Annual revenue amount	Annual revenue amount, select dollar amount, 0-3, 3-10, 10-25, 25 million or more
WebsiteURL	R	String	250	Website URL	Website URL
WorkersCompInd	R	Boolean	1	Worker Compensation Indicator (Value: Y or yes / N or no)	Indicator used to determine if there is workers compensation policy
WorkersCompCarrier	O	String	100	Workers compensation carrier	Text field to provide the workers compensation carrier

Data Elements and Attributes [Attributes are shown in parentheses, e.g., (userID)]	Required/ Optional	Data Field Type	Data Length	Data Definition	Business Rules
WorkersCompForEvInd	R	Boolean	1	Worker Compensation for exchange visitor Indicator (Value: Y or yes / N or no / E or no, but equivalent coverage)	Indicator used to determine if there is workers compensation for the exchange visitor
	R	String	2	Exchange visitor hours per week	Exchange visitor hours per week
	R	Boolean	1	Stipend Indicator (Value: Y or yes / N or no)	Indicator used to determine if there is a stipend
EvHoursPerWeek StipendInd	O	String	999999 9999.99	A generic type for US Dollars (max 9999999999.99)	Stipend amount in U.S. dollars
StipendAmount StipendFrequency	O	String	2	Annual revenue amount	Stipend frequency
NonMonetaryComp	O	String	100	Non monetary compensation	Field to capture how the EV was compensated (non monetary)
SupervisorLastName	R	String	40	Supervisor last name	Supervisor last name
	R	String	40	Supervisor first name	Supervisor first name
	R	String	100	Supervisor title	Supervisor title
	R	String	10	Supervisor telephone number	Supervisor telephone number
SupervisorFirstName SupervisorTitle	O	String	4	Supervisor telephone number extension	Supervisor telephone number extension
SupervisorPhone	R	String	255	Supervisor Email address	Supervisor Email address
SupervisorPhoneExt	O	String	10	Supervisor fax number	Supervisor fax number
SupervisorEmail	O	String	7-10	Global username type (handles temp user and permanent user)	Name of sponsor official entering the data
SupervisorOfficialSignatureDate OfficialUserName	O	Date	10	Format yyyy-mm-dd	Date of when the sponsor official signs off on the phase
EvSignatureDate	O	Date	10	-Format yyyy-mm-dd	Date of when the exchange visitor signs off on the phase

Data Elements and Attributes [Attributes are shown in parentheses, e.g., (userID)]	Required/ Optional	Data Field Type	Data Length	Data Definition	Business Rules
TippPhase	S	Structure		T/IPP site of activity – phase	Structure used to provide information on T/IPP site with phases for exchange visitor. Multiple sites of activity may be added when creating an exchange visitor.
	O	String	1-22	Phase ID	T/IPP phase ID
	R	String	100	Phase name	T/IPP phase name
PhaseId	R	Date	10	Phase start date (format yyyy-mm-dd)	T/IPP phase start date
PhaseName EndDate	R	Date	10	Phase end date (format yyyy-mm-dd)	T/IPP phase end date
TrainingField	R	String	100	Training field	Training field
StartDate	R	String	40	Supervisor last name	Supervisor last name
	R	String	40	Supervisor first name	Supervisor first name
	O	String	1	Supervisor middle initial	Supervisor middle initial
SuperLastName	R	String	100	Supervisor title	Supervisor title
SuperFirstName	R	String	255	Supervisor Email address	Supervisor Email address
	R	String	10	Supervisor telephone number	Supervisor telephone number
SuperTitle SuperMiddleInitial	O	String	4	Supervisor telephone number extension	Supervisor telephone number extension
SuperEmail SuperSignatureDate	O	Date	10	Supervisor signature date (format yyyy-mm-dd)	Supervisor signature date
SuperPhoneExt SuperPhone	R	String	3000	Exchange visitor role	Description of trainee/intern's role for this phase
	R	String	3000	Goals and objectives	Goals and objectives for this phase

EvRole

GoalsAndObjectives

Data Elements and Attributes [Attributes are shown in parentheses, e.g., (userID)]	Required/ Optional	Data Field Type	Data Length	Data Definition	Business Rules
SupervisorAndQualifications	R	String	3000	Supervision and qualification	The person whom will provide daily supervision of the trainee/intern and their qualifications to teach the planned learning
CulturalActivities	R	String	3000	Cultural activities	Plans for the trainee/intern to participate in American cultural activities
SkillsLearned	R	String	3000	Skills learned	Specific knowledge skills or techniques that wil be learned
TeachingMethod	R	String	3000	Teaching methods	Explanation on how the knowledge, skills, or techniques will be taught
	R	String	3000	Measure of competency	Explanation of how the traneee/intern's new skills and competencies will be measured
AdditionalRemarks HowCompetencyMeasured	O	String	3000	Remarks	Additional remarks regarding the phase
AddSiteOfActivity	R	Structure		Site of activity address	Structure used to provide information on site of activity for exchange visitor. Multiple sites of activity may be added when creating an exchange visitor. The site of activity to be printed on the DS-2019 must be identified using the PrimarySite element.
SiteOfActivity xsi:type="SOA"	R	Structure		Site of Activity address	Structure used to provide elements of U.S. address for site of activity.
(printForm)	R*	Boolean	1	Print request indicator (Value: 1 or true; 0 or false)	Indicator used to request that DS-2019 in PDF document is returned with SEVIS Batch download.

Data Elements and Attributes [Attributes are shown in parentheses, e.g., (userID)]	Required/ Optional	Data Field Type	Data Length	Data Definition	Business Rules
Address1	R	String	64	Address line 1	First line of street address for site of activity. Example entries for Address1: <Address1>1600 South Joyce Street, APT# 1230</Address1> <Address1>1111 Army Navy Drive, #1234</Address1> <Address1>1600 South Joyce Street, Apt. #4C</Address1> <Address1>1111 Army Navy Dr. #221</Address1>
Address2	O	String	64	Address line 2	Second line of street address for site of activity.
City	O	String	60	City	City for site of activity address.
State	O	String	2	State	State for site of activity address. Two-digit code associated with the U.S. state must be used. (See table entitled State Codes)
PostalCode	R	String	5	Zip code	Zip code for site of activity address.
ExplanationCode	O	String	2	Explanation code	Two-digit explanation code for address type
Explanation	O	String	5-200	Explanation comment	Comment to explain the address explanation code
SiteName	R	String	60	Site of Activity name	Text field for providing name of site of activity, e.g., Thunderbird Ranch Summer Camp
PrimarySite	R	Boolean	1	Primary Site Of Activity (Value: 1 or true; 0 or false)	Indicator used to determine the site of activity that will be printed on the DS-2019.

Data Elements and Attributes [Attributes are shown in parentheses, e.g., (userID)]	Required/ Optional	Data Field Type	Data Length	Data Definition	Business Rules
Remarks	O	String	500	Site of Activity Remarks	Text field for providing remarks related to the Site of Activity.
SiteOfActivity xsi:type="EXEMPT"	R	Structure		Site of Activity information for EXEMPT	Structure used to state the EV SOA is EXEMPT
Remarks	O	String	500	Site of Activity Remarks	Text field for providing remarks related to the Site of Activity.
AddTIPP	S	Structure		Add T/IPP information	Add T/IPP information
(print7002)	R*	Boolean	1	Print request indicator (Value: 1 or true; 0 or false)	Indicator used to request that DS-7002 in PDF document is returned with SEVIS Batch download.
TippExemptProgram	S	Structure		T/IPP exempt information	T/IPP exempt information
ParticipantInfo	S	Structure		T/IPP program participant information	T/IPP program participant information
IsIWT	O	Boolean	1	EV program association (Value: 1 or true; 0 or false)	Indication whether exchange visitor has a country of citizenship of Ireland, a category of Intern, and part of the Intern Work and Travel Program (IWT)
EmailAddress	R	String	255	Email address	Exchange visitor's email address.
FieldOfStudy	R	String	100	EV's field of study	Exchange visitor's current field of study/profession
YearsOfExperience	O	String	1-2	EV's years of experience	Exchange visitor's years of experience in the current field of study/profession
TypeOfDegree	R	String	100	EV's type of degree or certificate	Exchange visitor's type of degree or certificate
DateAwardedOrExpected	R	Date	10	(Format yyyy-mm-dd)	Date awarded or expected

Data Elements and Attributes [Attributes are shown in parentheses, e.g., (userID)]	Required/ Optional	Data Field Type	Data Length	Data Definition	Business Rules
TippSite	S	Structure		T/IPP site with phases	Structure used to provide information on T/IPP site with phases for exchange visitor. Multiple sites of activity may be added when creating an exchange visitor.
SiteId	O	String	50	T/IPP site ID	T/IPP site ID; site with phases
Address1	R	String	64	Address line 1	First line of street address for site of activity – phase. Example entries for Address1: <Address1>1600 South Joyce Street, APT# 1230</Address1> <Address1>1111 Army Navy Drive, #1234</Address1> <Address1>1600 South Joyce Street, Apt. #4C</Address1> <Address1>1111 Army Navy Dr. #221</Address1>
Address2	O	String	64	Address line 2	Second line of street address for site of activity – phase.
City	O	String	60	City	City for site of activity address.
State	O	String	2	State	State for site of activity address. Two-digit code associated with the U.S. state must be used. (See table entitled State Codes)
PostalCode	R	String	5	Zip code	Zip code for site of activity address.
ExplanationCode	O	String	2	Explanation code	Two-digit explanation code for address type
Explanation	O	String	5-200	Explanation comment	Comment to explain the address explanation code

Data Elements and Attributes [Attributes are shown in parentheses, e.g., (userID)]	Required/ Optional	Data Field Type	Data Length	Data Definition	Business Rules
SiteName	R	String	60	Site of Activity name	Text field for providing name of site of activity, e.g., Thunderbird Ranch Summer Camp
PrimarySite	R	Boolean	1	Primary Site Of Activity (Value: 1 or true; 0 or false)	Indicator used to determine the site of activity that will be printed on the DS-2019.
Remarks	O	String	500		
EmployerID	R	String	9	Employer 9-digit federal ID/tax ID	Employer 9-digit federal ID/tax ID
FullTimeEmployees	R	String	1-6	Number of full time employees	Number of full time employees
AnnualRevenue	R	String	2	Annual revenue amount	Annual revenue amount, select dollar amount, 0-3, 3-10, 10-25, 25 million or more
WebsiteURL	R	String	250	Website URL	Website URL
WorkersCompInd	R	Boolean	1	Worker Compensation Indicator (Value: Y or yes / N or no)	Indicator used to determine if there is workers compensation policy
WorkersCompCarrier	O	String	100	Workers compensation carrier	Text field to provide the workers compensation carrier
WorkersCompForEvInd	R	Boolean	1	Worker Compensation for exchange visitor Indicator (Value: Y or yes / N or no / E or no, but equivalent coverage)	Indicator used to determine if there is workers compensation for the exchange visitor
EvHoursPerWeek	R	String	2	Exchang visitor hours per week	Exchang visitor hours per week
StipendInd	R	Boolean	1	Stipend Indicator (Value: Y or yes / N or no)	Indicator used to determine if there is a stipend
StipendAmount	O	String	999999 9999.99	A generic type for US Dollars (max 9999999999.99)	Stipend amount in U.S. dollars
StipendFrequency	O	String	2	Annual revenue amount	Stipend frequency
NonMonetaryComp	O	String	100	Non monetary compensation	Field to capture how the EV was compensated (non monetary)

Data Elements and Attributes [Attributes are shown in parentheses, e.g., (userID)]				Required/ Optional	Data Field Type	Data Length	Data Definition	Business Rules
			SupervisorLastName	R	String	40	Supervisor last name	Supervisor last name
			SupervisorFirstName	R	String	40	Supervisor first name	Supervisor first name
			SupervisorTitle	R	String	100	Supervisor title	Supervisor title
			SupervisorPhone	R	String	10	Supervisor telephone number	Supervisor telephone number
			SupervisorPhoneExt	O	String	4	Supervisor telephone number extension	Supervisor telephone number extension
			SupervisorEmail	R	String	255	Supervisor Email address	Supervisor Email address
			SupervisorFax	O	String	10	Supervisor fax number	Supervisor fax number
			OfficalUserName	O	String	7-10	Global username type (handles temp user and permanent user)	Name of sponsor official entering the data
			OfficalSignatureDate	O	Date	10	Format yyyy-mm-dd	Date of when the sponsor official signs off on the phase
			EvSignatureDate	O	Date	10	Formay yyyy-mm-dd	Date of when the exchange visitor signs off on the phase
			TippPhase	S	Structure		T/IPP site of activity – phase	Structure used to provide information on T/IPP site with phases for exchange visitor. Multiple sites of activity may be added when creating an exchange visitor.
			PhaseId	O	String	1-22	Phase ID	T/IPP phase ID
			PhaseName	R	String	100	Phase name	T/IPP phase name
				R	Date	10	Phase start date (format yyyy-mm- dd)	T/IPP phase start date
			EndDate	R	Date	10	Phase end date (format yyyy-mm- dd)	T/IPP phase end date
		Start Date	TrainingField	R	String	100	Training field	Training field
				R	String	40	Supervisor last name	Supervisor last name

SuperLastName

Data Elements and Attributes [Attributes are shown in parentheses, e.g., (userID)]	Required/ Optional	Data Field Type	Data Length	Data Definition	Business Rules
	R	String	40	Supervisor first name	Supervisor first name
SuperFirstName	O	String	1	Supervisor middle initial	Supervisor middle initial
SuperMiddleInitial	R	String	100	Supervisor title	Supervisor title
SuperTitle	R	String	255	Supervisor Email address	Supervisor Email address
	R	String	10	Supervisor telephone number	Supervisor telephone number
SuperEmail	O	String	4	Supervisor telephone number extension	Supervisor telephone number extension
SuperPhoneExt SuperSignatureDate	O	Date	10	Supervisor signature date (format yyyy-mm-dd)	Supervisor signature date
	R	String	3000	Exchange visitor role	Description of trainee/intern's role for this phase
	R	String	3000	Goals and objectives	Goals and objectives for this phase
EvRole SupervisorAndQualifications GoalsAndObjectives	R	String	3000	Supervision and qualification	The person whom will provide daily supervision of the trainee/intern and their qualifications to teach the planned learning
CulturalActivities	R	String	3000	Cultural activities	Plans for the trainee/intern to participate in American cultural activities
SkillsLearned	R	String	3000	Skills learned	Specific knowledge skills or techniques that wil be learned
TeachingMethod	R	String	3000	Teaching methods	Explanation on how the knowledge, skills, or techniques will be taught
HowCompetencyMeasured	R	String	3000	Measure of competency	Explanation of how the traniee/intern's new skills and competencies will be measured
AdditionalRemarks	O	String	3000	Remarks	Additional remarks regarding the phase

Data Elements and Attributes [Attributes are shown in parentheses, e.g., (userID)]	Required/ Optional	Data Field Type	Data Length	Data Definition	Business Rules
ResidentialAddress	O	Structure		Residential Address information	Structure used to provide Residential Address information for Au Pair or Secondary School Student exchange visitor categories.
ResidentialType	O	String	3	Type of Residential Address (Value: HST for Host Family; BRD for Boarding School)	Type of Residential Address for Secondary School Student exchange visitor category only. (See table entitled Residential Address Type Codes).
PContact	O	Structure		Primary Host Family contact	Structure used to provide primary Host Family contact.
LastName	O	String	40	Primary Host Family contact last name	Text field for primary Host Family contact last name.
FirstName	O	String	40	Primary Host Family contact first name	Text field for primary Host Family contact first name.
HostFamily	O	Structure		Host Family information	Structure used to provide Host Family information for Au Pairs or Secondary School Students with the ResidentialType of 'HST'.
HostFamilyInd	O	Boolean	4	Host family indicator (Value: ARRV – Arival, PERM – Permanent, TEMP – Temporary)	Structure used to provide the primary Host Family type. (See table entitled Host residence type)
SContact	O	Structure		Secondary Host Family contact	Structure used to provide the secondary Host Family contact.
LastName		String	40	Secondary Host Family contact last name	Text field for secondary Host Family contact last name.
FirstName	O	String	40	Secondary Host Family contact first name	Text field for the secondary Host Family contact first name.
Phone	O	String	12	Host Family phone number (Format: xxx-xxx-xxxx)	Text field for the Host Family phone number.

Data Elements and Attributes [Attributes are shown in parentheses, e.g., (userID)]	Required/ Optional	Data Field Type	Data Length	Data Definition	Business Rules
PhoneExt	O	String	4	Host Family phone number extension	Text field for the Host Family phone number extension.
BoardingSchool	O	Structure		Boarding School information	Structure used to provide Boarding School information for Secondary School Students with the ResidentialType of 'BRD'.
Name	O	String	60	Boarding School name	Text field for the Boarding School name.
PCTitle	O	String	100	Boarding school primary contact title	Text field for the Boarding school primary contact title.
Phone	O	String	12	Boarding School phone number (Format: xxx-xxx-xxxx)	Text field for the Boarding School phone number.
PhoneExt	O	String	4	Boarding School phone number extension	Text field for the Boarding School phone number extension.
LCCoordinator	O	Structure		Local Community Coordinator information	Structure used to provide Local Community Coordinator information for Au Pair or Secondary School Student exchange visitor categories.
LastName	O	String	40	Local Community Coordinator last name	Text field for Local Community Coordinator last name.
FirstName	O	String	40	Local Community Coordinator first name	Text field for Local Community Coordinator first name.
PostalCode	O	String	5	Zip code	Zip code for site of Local Community Coordinator address.

Data Elements and Attributes [Attributes are shown in parentheses, e.g., (userID)]	Required/ Optional	Data Field Type	Data Length	Data Definition	Business Rules
UpdateEV	O	Structure		Update exchange visitor NOTE: Up to 250 updates can be requested per upload document.	Structure used to provide updates to exchange visitor information already recorded in SEVIS. This structure is optional and is a mutually exclusive choice. Use the structure/elements associated with the update action that is being requested for the exchange visitor.
ExchangeVisitor	R*	Structure		Exchange visitor information	Structure used to provide information related to exchange visitor being updated.
(sevisID)	R*	String	11	SEVIS ID (Format: N0123456789)	SEVIS ID of exchange visitor being updated.
(requestID)	R*	String	20	Request identifier	Individual record identifier must be provided for each record included in the upload document. Identifier must be unique within the upload document.
(userID)	R*	String	10	SEVIS User ID of RO/ARO responsible for the request record	SEVIS User ID of RO/ARO responsible for the request record. Name associated with this user ID will be shown in signature block on DS-2019 PDF document, if print request indicator is 1 or true.
(statusCode)	O	String		Status code to identify student record being updated	Status code is used to identify which student to update in cases where a Change Educational Level event has been executed for a student. NOTE: This tag can be ignored for updates to exchange visitors

Data Elements and Attributes [Attributes are shown in parentheses, e.g., (userID)]	Required/ Optional	Data Field Type	Data Length	Data Definition	Business Rules
UserDefinedA	O	String	10	User defined field A (Format: Alphanumeric, variable length)	A text field for recording any code used by the program sponsor to identify the exchange visitor, e.g., ID number or document number.
UserDefinedB	O	String	14	User defined field B (Format: Alphanumeric, variable length)	A second field for recording any code used by the program sponsor to identify the exchange visitor.
Biographical	O (Choice)	Structure		Edit exchange visitor biographical information	Structure used to edit an existing exchange visitor's biographical information. If structure is used, elements identified with "R*" must be provided.
(printForm)	R*	Boolean	1	Print request indicator (Value: 1 or true; 0 or false)	Indicator used to request that DS- 2019 in PDF document is returned with SEVIS Batch download.
FullName	O	Structure		Full name structure	Structure used to provide the full name elements for the exchange visitor.
LastName	R*	String	80	Surname/Primary (Last) name	Surname/Primary (Family) name of exchange visitor. If exchange visitor has only one name, the name must be provided in this element.
FirstName	O	String	80	Given (First) name	Given (First) name of exchange visitor. NOTE: This value will contain the Given (First) and middle name of the exchange visitor
PassportName	O	String	39	Passport name	Passport name of exchange visitor as reflected in the machine readable zone of the passport.

Data Elements and Attributes [Attributes are shown in parentheses, e.g., (userID)]	Required/ Optional	Data Field Type	Data Length	Data Definition	Business Rules
PreferredName	O	String	180	Preferred name	Preferred name of exchange visitor. NOTE: If value is not entered, SEVIS will concatenate Given, Family, and Suffix name fields to populate this field
Suffix	O	String	3	Suffix code (Value : Jr., Sr., I, II, III, IV)	Name suffix for exchange visitor. (See table entitled Name Suffix Codes)
BirthDate	O	Date	10	Birth date (Format: yyyy-MM-dd)	Exchange visitor's birth date
Gender	O	String	1	Gender (Value: M = Male, F = Female, U = Other)	Exchange visitor's gender. (See table entitled Gender Codes)
BirthCity	O	String	100	City of birth	City where exchange visitor was born.
BirthCountryCode	O	String	2	Country of birth	Exchange visitor's country of birth. Two-digit code associated with the exchange visitor's country of birth must be provided. Can be U.S. or U.S. Territory. Codes are provided for countries that have changed names or no longer exist. If country of birth is U.S. or U.S. territory, additional information must be provided in the BirthCountryReason element. (See table entitled Birth Country Codes)

Data Elements and Attributes [Attributes are shown in parentheses, e.g., (userID)]	Required/ Optional	Data Field Type	Data Length	Data Definition	Business Rules
CitizenshipCountryCode	O	String	2	Country of citizenship	Exchange visitor's country of citizenship. Two-digit code associated with the exchange visitor's country of citizenship must be provided. Cannot be U.S. or U.S. Territory. (See table entitled Citizenship / Residence Country Codes)
PermanentResidenceCountryCode	O	String	2	Permanent residence country	Exchange visitor's country of legal permanent residence. Cannot be U.S. or U.S. Territory. Two-digit code associated with the exchange visitor's country of permanent residence must be provided. (See table entitled Citizenship / Residence Country Codes)
BirthCountryReason	O	String	2	Birth Country Reason (Value: 01 = U.S. – Born to Foreign Diplomat 02 = U.S. – Expatriated)	If the United States or a United States territory is the country of birth, the reason code must be provided. (See table entitled U.S. and U.S. Territories Birth Country Reason Codes)
EmailAddress	O	String	255	Email address	Exchange visitor's email address. The EV email address will only be required when validating an EV and when updating an Active status EV record. The EV phone number will not be required when the EV is associated with a program serial of G-X (where X is any number).

Data Elements and Attributes [Attributes are shown in parentheses, e.g., (userID)]	Required/ Optional	Data Field Type	Data Length	Data Definition	Business Rules
PhoneNumber	O	String	10	Current phone number	Exchange visitor's phone number. The EV phone number will only be required when validating an EV and when updating an Active status EV record. The EV phone number will not be required when the EV is associated with a program serial of G-X (where X is any number).
ForeignPhone	O	Structure		EV foreign telephone number	Structure used to capture the EV's foreign telephone information.
CountryNumber	O	String	1-4	EV's foreign telephone number country code	EV's foreign telephone number country code
TelephoneNumber	O	String	1-20	EV's foreign telephone number	EV's foreign telephone number
PositionCode	O	String	3	Position code (Format: Numeric)	The position that the exchange visitor holds in his/her home country. Three-digit numeric code representing the position held must be used. (See table entitled Exchange Visitor Position Code Type)
USAddress	O	Structure		Current US physical address information	Structure used to provide exchange visitor's U.S. physical address. If structure is used, elements identified with "R*" must be provided.

Data Elements and Attributes [Attributes are shown in parentheses, e.g., (userID)]	Required/ Optional	Data Field Type	Data Length	Data Definition	Business Rules
Address1	R*	String	64	Address line 1	First line of street address for exchange visitor's U.S. physical address. Example entries for Address1: <Address1>1600 South Joyce Street, APT# 1230</Address1> <Address1>1111 Army Navy Drive, #1234</Address1> <Address1>1600 South Joyce Street, Apt. #4C</Address1> <Address1>1111 Army Navy Dr. #221</Address1>
Address2	O	String	64	Address line 2	Second line of street address for exchange visitor's U.S. physical address.
City	O	String	60	City	City for exchange visitor's U.S. physical address
State	O	String	2	State	State for exchange visitor's U.S. physical address. Two-digit code associated with the U.S. state must be used. (See table entitled State Codes)
PostalCode	R*	String	5	Zip code	Zip code for exchange visitor's U.S. physical address.
ExplanationCode	O	String	2	Explanation Code	Two-digit explanation code for exchange visitor's U.S. physical address.
Explanation	O	String	5-200	Explanation comment	U.S physical address comment to explain the explanation code
MailAddress	O	Structure		U.S Mailing Address	U.S Mailing Address where the exchange visitor will receive mail while in the U.S.

Data Elements and Attributes [Attributes are shown in parentheses, e.g., (userID)]	Required/ Optional	Data Field Type	Data Length	Data Definition	Business Rules
Address1	R*	String	64	Address line 1	First line of street address for exchange visitor's U.S. mailing address. Example entries for Address1: <Address1>1600 South Joyce Street, APT# 1230</Address1> <Address1>1111 Army Navy Drive, #1234</Address1> <Address1>1600 South Joyce Street, Apt. #4C</Address1> <Address1>1111 Army Navy Dr. #221</Address1>
Address2	O	String	60	Address line 2	Second line of street address for exchange visitor's U.S. mailing address.
City	O	String	60	City	City for exchange visitor's U.S. mailing address
State	O	String	2	State	State for exchange visitor's U.S. mailing address. Two-digit code associated with the U.S. state must be used. (See table entitled State Codes)
PostalCode	R*	String	5	Zip code	Zip code for exchange visitor's U.S. mailing address.
ExplanationCode	O	String	2	Explanation Code	Two-digit explanation code for exchange visitor's U.S. mailing address.
Explanation	O	String	5-200	Explanation comment	U.S mailing address comment to explain the explanation code
Remarks	O	String	500	Remarks	Text field for providing remarks related to exchange visitor's biographic information update.

Data Elements and Attributes [Attributes are shown in parentheses, e.g., (userID)]	Required/ Optional	Data Field Type	Data Length	Data Definition	Business Rules
ResidentialAddress	O	Structure		Residential Address information	Structure used to edit Residential Address information for Au Pair or Secondary School Student exchange visitor categories.
ResidentialType	O	String	3	Type of Residential Address (Value: HST for Host Family; BRD for Boarding School)	Type of Residential Address for Secondary School Student exchange visitor category only. (See table entitled Residential Address Type Codes).
PContact	O	Structure		Primary Host Family contact	Structure used to edit primary Host Family contact.
LastName	O	String	40	Primary Host Family contact last name	Text field for primary Host Family contact last name.
FirstName	O	String	40	Primary Host Family contact first name	Text field for primary Host Family contact first name.
HostFamily	O	Structure		Host Family information	Structure used to edit Host Family information for Au Pairs or Secondary School Students with the ResidentialType of 'HST'.
HostFamilyInd	O	Boolean	4	Host family indicator (Value: ARRV – Arrival, PERM – Permanent, TEMP – Temporary)	Structure used to provide the primary Host Family type. (See table entitled Host residence type)
SContact	O	Structure		Secondary Host Family contact	Structure used to edit the primary Host Family contact.
LastName	O	String	40	Secondary Host Family contact last name	Text field for secondary Host Family contact last name.
FirstName	O	String	40	Secondary Host Family contact first name	Text field for the secondary Host Family contact first name.
Phone	O	String	12	Host Family phone number (Format: xxx-xxx-xxxx)	Text field for the Host Family phone number.

Data Elements and Attributes [Attributes are shown in parentheses, e.g., (userID)]	Required/ Optional	Data Field Type	Data Length	Data Definition	Business Rules
PhoneExt	O	String	4	Host Family phone number extension	Text field for the Host Family phone number extension.
BoardingSchool	O	Structure		Boarding School information	Structure used to edit Boarding School information for Secondary School Students with the ResidentialType of 'BRD'.
Name	O	String	60	Boarding School name	Text field for the Boarding School name.
PCTitle	O	String	100	Boarding school primary contact title	Text field for the Boarding school primary contact title.
Phone	O	String	12	Boarding School phone number (Format: xxx-xxx-xxxx)	Text field for the Boarding School phone number.
PhoneExt	O	String	4	Boarding School phone number extension	Text field for the Boarding School phone number extension.
LCCoordinator	O	Structure		Local Community Coordinator information	Structure used to edit Local Community Coordinator information for Au Pair or Secondary School Student exchange visitor categories.
LastName	O	String	40	Local Community Coordinator last name	Text field for Local Community Coordinator last name.
FirstName	O	String	40	Local Community Coordinator first name	Text field for Local Community Coordinator first name.
PostalCode	O	String	5	Zip code	Zip code for site of Local Community Coordinator address.

Data Elements and Attributes [Attributes are shown in parentheses, e.g., (userID)]	Required/ Optional	Data Field Type	Data Length	Data Definition	Business Rules
Dependent	O (Choice)	Structure		Edit dependent	Structure used to edit information related to a dependent. This structure is a mutually exclusive choice. Use the structure/element associated with the reason the dependent's record is being updated. If structure is used, elements identified with "R*" must be provided.
UserDefinedA	O	String	10	User defined field A (Format: Alphanumeric, variable length)	A text field for recording any code used by the OrgID to identify the dependent, e.g., ID number or document number.
UserDefinedB	O	String	14	User defined field B (Format: Alphanumeric, variable length)	A second field for recording any code used by the OrgID to identify the dependent.
Add	O (Choice)	Structure		Add dependent	Structure used to create a record for a dependent that will accompany exchange visitor to the U.S. If structure is used, elements identified with "R*" must be provided.
(printForm)	R*	Boolean	1	Print request indicator (Value: 1 or true; 0 or false)	Indicator used to request that DS-2019 in PDF document is returned with SEVIS Batch download.
FullName	R*	Structure		Full name	Structure used to provide full name elements for dependent.
LastName	R*	String	80	Surname/Primary (Last) name	Surname/Primary (Family) name of dependent. If dependent has only one name, the name must be provided in this element.

Data Elements and Attributes [Attributes are shown in parentheses, e.g., (userID)]	Required/ Optional	Data Field Type	Data Length	Data Definition	Business Rules
FirstName	O	String	80	Given (First) name	Given (First) name of dependent. NOTE: This value will contain the Given (First) and middle name of the dependent
	O	String	39	Passport name	Passport name of dependent as reflected in the machine readable zone of the passport.
PassportName PreferredName	O	String	180	Preferred name	Preferred name of dependent. NOTE: If value is not entered, SEVIS will concatenate Given, Family, and Suffix name fields to populate this field
	O	String	3	Suffix code (Value : Jr., Sr., I, II, III, IV)	Name suffix for dependent. (See table entitled Name Suffix Codes)
BirthDate Suffix	R*	Date	10	Birth date (Format: yyyy-MM-dd)	Dependent's birth date
Gender	R*	String	1	Gender (Value: M = Male, F = Female, U = Other)	Dependent's gender. (See table entitled Gender Codes)
BirthCity	R*	String	100	City of birth	City where dependent was born.
BirthCountryCode	R*	String	2	Country of birth	Dependent's country of birth. Two-digit code associated with the dependent's country of birth must be provided. Codes are provided for countries that have changed names or no longer exist. If country of birth is U.S. or U.S. territory, additional information must be provided in the BirthCountryReason element. (See table entitled Birth Country Codes)

Data Elements and Attributes [Attributes are shown in parentheses, e.g., (userID)]	Required/ Optional	Data Field Type	Data Length	Data Definition	Business Rules
CitizenshipCountryCode	R*	String	2	Country of citizenship	Dependent's country of citizenship. Two-digit code associated with the dependent's country of citizenship must be provided. (See table entitled Citizenship / Residence Country Codes)
PermanentResidenceCountryCode	R*	String	2	Permanent residence country	Exchange visitor's country of legal permanent residence. Cannot be U.S. or U.S. Territory. Two-digit code associated with the exchange visitor's country of permanent residence must be provided. (See table entitled Citizenship / Residence Country Codes)
BirthCountryReason	O	String	2	Birth Country Reason (Value: 01 = U.S. – Born to Foreign Diplomat 02 = U.S. – Expatriated)	If the United States or a United States territory is the country of birth, the reason code must be provided. (See table entitled U.S. and U.S. Territories Birth Country Reason Codes)
EmailAddress	O	String	255	Email address	Dependent's email address.
Relationship	R* String		2	Relationship (Value: 01 = Spouse; 02 = Child)	Dependent's relationship to the exchange visitor. Regulations permit only one spouse to accompany exchange visitor during study in the U.S. Two-digit code for either Spouse or Child must be used. (See table entitled Dependent Type Codes)
PhoneNumber	O	String	10	Current phone number	Dependents phone number.

Data Elements and Attributes [Attributes are shown in parentheses, e.g., (userID)]	Required/ Optional	Data Field Type	Data Length	Data Definition	Business Rules
USAddress	O	Structure		Current US physical address information	Structure used to provide dependents's U.S. physical address. If structure is used, elements identified with "R*" must be provided.
Address1	R*	String	64	Address line 1	First line of street address for dependent's U.S. physical address. Example entries for Address1: <Address1>1600 South Joyce Street, APT# 1230</Address1> <Address1>1111 Army Navy Drive, #1234</Address1> <Address1>1600 South Joyce Street, Apt. #4C</Address1> <Address1>1111 Army Navy Dr. #221</Address1>
	O	String	64	Address line 2	Second line of street address for dependent's U.S. physical address.
City	O	String	60	City	City for dependent's U.S. physical address
Address2	O	String	2	State	State for dependent's U.S. physical address. Two-digit code associated with the U.S. state must be used. (See table entitled State Codes)
State	R*	String	5	Zip code	Zip code for dependent's U.S. physical address.
PostalCode	O	String	2	Explanation Code	Two-digit explanation code for dependent's U.S. physical address.
Explanation	O	String	5-200	Explanation comment	U.S physical address comment to explain the explanation code

Data Elements and Attributes [Attributes are shown in parentheses, e.g., (userID)]	Required/ Optional	Data Field Type	Data Length	Data Definition	Business Rules
MailAddress	O	Structure		U.S Mailing Address	U.S Mailing Address where the dependent will receive mail while in the U.S.
Address1	R*	String	64	Address line 1	First line of street address for dependent's U.S. mailing address. Example entries for Address1: <Address1>1600 South Joyce Street, APT# 1230</Address1> <Address1>1111 Army Navy Drive, #1234</Address1> <Address1>1600 South Joyce Street, Apt. #4C</Address1> <Address1>1111 Army Navy Dr. #221</Address1>
	O	String	60	Address line 2	Second line of street address for dependent's U.S. mailing address.
City	O	String	60	City	City for dependent's U.S. mailing address
State	O	String	2	State	State for dependent's U.S. mailing address. Two-digit code associated with the U.S. state must be used. (See table entitled State Codes)
	R*	String	5	Zip code	Zip code for dependent's U.S. mailing address.
PostalCode ExplanationCode	O	String	2	Explanation Code	Two-digit explanation code for dependent's U.S. mailing address.
Explanation	O	String	5-200	Explanation comment	U.S mailing address comment to explain the explanation code

Data Elements and Attributes [Attributes are shown in parentheses, e.g., (userID)]	Required/ Optional	Data Field Type	Data Length	Data Definition	Business Rules
FormPurpose	R	String	2	Purpose of form (Value: 06 = Begin new program; accompanied by number (count) of immediate family members 08 = Permit exchange visitor's (count) dependents to enter US separately)	This field used to indicate what text should be printed on the DS-2019 in the "Purpose of this form" field. This rule(06, 08) is only applied when EV is in initial status. When the EV is in active status, "Permit exchange visitor's (count) dependents to enter US separately" will be printed on the DS-2019 disregarding the value ,06 or 08, on this field.
Delete		Structure		Delete Dependent	Structure used to delete dependent. This event is available for exchange visitor records that are in Initial status.
(dependentSevisID)	R*	String	11	Dependent SEVIS ID (Format: Alpha/Numeric, N0123456789)	Depndent's SEVIS ID.
Edit	O (Choice)	Structure		Dependent personal information	Structure used to edit information related to a dependent. If structure is used, elements identified with "R*" must be provided.
(dependentSevisID)	R*	String	11	Dependent SEVIS ID (Format: Alpha/Numeric, N0123456789)	SEVIS ID of dependent record being edited.
(printForm) O	R*	Boolean	1	Print request indicator (Value: 1 or true; 0 or false)	Indicator used to request that DS- 2019 in PDF document is returned with SEVIS Batch download.
FullName	O	Structure		Full name	Structure used to edit full name elements for dependent.
LastName	R*	String	80	Surname/Primary (Last) name	Surname/Primary (Family) name of dependent. If dependent has only one name, the name must be provided in this element.

Data Elements and Attributes [Attributes are shown in parentheses, e.g., (userID)]	Required/ Optional	Data Field Type	Data Length	Data Definition	Business Rules
FirstName	O	String	80	Given (First) name	Given (First) name of dependent. NOTE: This value will contain the Given (First) and middle name of the dependent
	O	String	39	Passport name	Passport name of dependent as reflected in the machine readable zone of the passport.
PassportName PreferredName	O	String	180	Preferred name	Preferred name of dependent. NOTE: If value is not entered, SEVIS will concatenate Given, Family, and Suffix name fields to populate this field
	O	String	3	Suffix code (Value : Jr., Sr., I, II, III, IV)	Name suffix for dependent. (See table entitled Name Suffix Codes)
BirthDate Suffix	O	Date	10	Birth date (Format: yyyy-MM-dd)	Dependent's birth date
Gender	O	String	1	Gender (Value: M = Male, F = Female, U = Other)	Dependent's gender. (See table entitled Gender Codes)
BirthCity	O	String	100	City of birth	City where dependent was born.
BirthCountryCode	O	String	2	Country of birth	Dependent's country of birth. Two-digit code associated with the dependent's country of birth must be provided. Codes are provided for countries that have changed names or no longer exist. If country of birth is U.S. or U.S. territory, additional information must be provided in the BirthCountryReason element. (See table entitled Birth Country Codes)

Data Elements and Attributes [Attributes are shown in parentheses, e.g., (userID)]	Required/ Optional	Data Field Type	Data Length	Data Definition	Business Rules
CitizenshipCountryCode	O	String	2	Country of citizenship	Dependent's country of citizenship. Two-digit code associated with the dependent's country of citizenship must be provided. (See table entitled Citizenship / Residence Country Codes)
PermanentResidenceCountryCode	O	String	2	Permanent residence country	Dependent's country of legal permanent residence. Cannot be U.S. or U.S. Territory. Two-digit code associated with dependent's country of permanent residence must be provided. (See table entitled Citizenship / Residence Country Codes)
BirthCountryReason	O	String	2	Birth Country Reason (Value: 01 = U.S. – Born to Foreign Diplomat 02 = U.S. – Expatriated)	If the United States or a United States territory is the country of birth, the reason code must be provided. (See table entitled U.S. and U.S. Territories Birth Country Reason Codes)
EmailAddress	O	String	255	Email address	Dependent's email address.
Relationship	O	String	2	Relationship (Value: 01 = Spouse; 02 = Child)	Dependent's relationship to the exchange visitor. Regulations permit only one spouse to accompany exchange visitor during study in the U.S. Two-digit code for either Spouse or Child must be used. (See table entitled Dependent Type Codes)
PhoneNumber	O	String	10	Current phone number	Dependents phone number.

Data Elements and Attributes [Attributes are shown in parentheses, e.g., (userID)]	Required/ Optional	Data Field Type	Data Length	Data Definition	Business Rules
USAddress	O	Structure		Current US physical address information	Structure used to provide dependents's U.S. physical address. If structure is used, elements identified with "R*" must be provided.
Address1	R*	String	64	Address line 1	First line of street address for dependent's U.S. physical address. Example entries for Address1: <Address1>1600 South Joyce Street, APT# 1230</Address1> <Address1>1111 Army Navy Drive, #1234</Address1> <Address1>1600 South Joyce Street, Apt. #4C</Address1> <Address1>1111 Army Navy Dr. #221</Address1>
	O	String	64	Address line 2	Second line of street address for dependent's U.S. physical address.
City	O	String	60	City	City for dependent's U.S. physical address
Address2	O	String	2	State	State for dependent's U.S. physical address. Two-digit code associated with the U.S. state must be used. (See table entitled State Codes)
State	R*	String	5	Zip code	Zip code for dependent's U.S. physical address.
PostalCode	O	String	2	Explanation Code	Two-digit explanation code for dependent's U.S. physical address.
Explanation	O	String	5-200	Explanation comment	U.S physical address comment to explain the explanation code

Data Elements and Attributes [Attributes are shown in parentheses, e.g., (userID)]	Required/ Optional	Data Field Type	Data Length	Data Definition	Business Rules
MailAddress	O	Structure		U.S Mailing Address	U.S Mailing Address where the dependent will receive mail while in the U.S.
Address1	R*	String	64	Address line 1	First line of street address for dependent's U.S. mailing address. Example entries for Address1: <Address1>1600 South Joyce Street, APT# 1230</Address1> <Address1>1111 Army Navy Drive, #1234</Address1> <Address1>1600 South Joyce Street, Apt. #4C</Address1> <Address1>1111 Army Navy Dr. #221</Address1>
	O	String	60	Address line 2	Second line of street address for dependent's U.S. mailing address.
City	O	String	60	City	City for dependent's U.S. mailing address
State	O	String	2	State	State for dependent's U.S. mailing address. Two-digit code associated with the U.S. state must be used. (See table entitled State Codes)
	R*	String	5	Zip code	Zip code for dependent's U.S. mailing address.
PostalCode ExplanationCode	O	String	2	Explanation Code	Two-digit explanation code for dependent's U.S. mailing address.
Explanation	O	String	5-200	Explanation comment	U.S mailing address comment to explain the explanation code
Remarks	O	String	500	Remarks	Text field for recording general remarks related to the dependent edit request.

Data Elements and Attributes [Attributes are shown in parentheses, e.g., (userID)]	Required/ Optional	Data Field Type	Data Length	Data Definition	Business Rules
EndStatus	O (Choice)	Structure		End the status for a dependent	Structure used to end the status for a dependent. If structure is used, elements identified with “R*” must be provided.
(dependentSevisID)	R*	String	11	Dependent SEVIS ID (Format: Alpha/Numeric, N0123456789)	SEVIS ID of dependent record being updated.
Reason	R*	String	2	End Status reason code	The reason the dependent’s status is ending. Two-digit code associated with the reason the dependent is ending status must be provided. (See table entitled Dependent Completion Types)
OtherRemarks	O	String	500	Explanation for selecting “OTHER” as the end reason.	Text field for providing the explanation why “OTHER” was used as the reason for ending the dependent’s status.
Remarks	O	String	500	Remarks for end dependent status	Text field for providing an explanation of the reason the dependent’s status is being ended.
Reprint	O (Choice)	Structure		Reprint Dependent DS-2019	Structure used to request reprint for a dependent. If structure is used, elements identified with “R*” must be provided.
(dependentSevisID)	R*	String	11	Dependent SEVIS ID (Format: Alpha/Numeric, N0123456789)	SEVIS ID of dependent record being updated.
(printForm)	R*	Boolean	1	Print request indicator (Value: 1 or true; 0 or false)	Indicator used to request that DS-2019 in PDF document is returned with SEVIS Batch download.

Data Elements and Attributes [Attributes are shown in parentheses, e.g., (userID)]	Required/ Optional	Data Field Type	Data Length	Data Definition	Business Rules
Reason	R*	String	2	Reprint Request Reason Codes	Program Sponsor must identify the reason for requesting the reprint. (See table entitled Exchange Visitor Reprint Codes)
OtherRemarks	O	String	500	Explanation for selecting "OTHER" as a reason for reprinting a dependent DS-2019.	Text field for providing an explanation for why "OTHER" was used as the reason for reprinting dependent DS-2019.
Remarks	O	String	500	Remarks	Text field for recording general remarks related the dependent reprint request.
Terminate	O (Choice)	Structure		Terminate dependent	Structure used to terminate a dependent, e.g., dependent has violated program regulations. If structure is used, elements identified with "R*" must be provided.
(dependentSevisID)	R*	String	11	Dependent SEVIS ID (Format: Alpha/Numeric, N0123456789)	SEVIS ID of dependent record being updated.
Reason	R*	String	2	Termination reason code	The reason the dependent is being terminated. Two-digit code associated with termination reason must be provided. (See table entitled Dependent Termination Codes)
EffectiveDate	R*	Date	10	Effective date of terminate (Format: yyyy-MM-dd)	The effective date that the dependent is being terminated.
OtherRemarks	O	String	500	Explanation for selecting "OTHER" as a reason for terminating a dependent DS-2019.	Text field for providing an explanation for why "OTHER" was used as the reason for terminating dependent DS-2019.

Data Elements and Attributes [Attributes are shown in parentheses, e.g., (userID)]	Required/ Optional	Data Field Type	Data Length	Data Definition	Business Rules
Remarks	O	String	500	Remarks	Text field for recording general remarks related to the dependent termination request.
FinancialInfo	O (Choice)	Structure		Update financial information	Structure used to provide updated information related to financial support available to the exchange visitor. If structure is used, elements identified with "R*" must be provided.
(printForm)	R*	Boolean	1	Print request indicator (Value: 1 or true; 0 or false)	Indicator used to request that DS-2019 in PDF document is returned with SEVIS Batch download.
ReceivedUSGovtFunds	O	Boolean	1	Indication of receipt of U.S. Government funds (Value: 1 or true; 0 or false)	Indication that exchange visitor has received funding from the U.S. Government.
ProgramSponsorFunds	O	String	8	Program Sponsor funds (Format: U.S. dollars, integer only, no dollar signs, decimals, or commas)	Amount of financial support being provided by the Program Sponsor.
OtherFunds	O	Structure		Other financial support	Structure used to identify funding received from other organizations.
USGovt	O	Structure		U.S Government organization	Structure used to identify funding received from U.S. Government organizations. Funding may be received from a maximum of two (2) U.S. Government organizations. Structure is optional and all elements within structure are optional.

Data Elements and Attributes [Attributes are shown in parentheses, e.g., (userID)]	Required/ Optional	Data Field Type	Data Length	Data Definition	Business Rules
Org1	O	String	3	U.S. Government organization 1	U.S. Government organization that is providing funding to the exchange visitor. Three-digit code associated with the organization type must be provided. When USGovt/Org1 is updated, USGovt/OtherName1 and USGovt/Amount1 are required. (See table entitled U.S. Government Agency Codes)
OtherName1	O	String	60	Other U.S. Government organization name 1	Name of Other U.S. Government organization when code for 'Other' is selected in USGovt/Org1. NOTE: An empty tag should be sent if the value for USGovt/Org1 is not 'Other'.
Amount1	O	String	8	U.S. Government organization amount (Format: U.S. dollars, integer only, no dollar signs, decimals, or commas)	Amount of funding being provided by the U.S. Government organization identified in the element USGovt/Org1. If an organization is provided in the element USGovt/Org1, an amount must be provided.
Org2	O	String	3	U.S. Government organization 2	U.S. Government organization that is providing funding to the exchange visitor. Three-digit code associated with the organization type must be provided. When USGovt/Org2 is updated, USGovt/OtherName2 and USGovt/Amount2 are required. (See table entitled U.S. Government Agency Codes)

Data Elements and Attributes [Attributes are shown in parentheses, e.g., (userID)]	Required/ Optional	Data Field Type	Data Length	Data Definition	Business Rules
OtherName2	O	String	60	Other U.S. Government organization name 2	Name of Other U.S. Government organization when code for 'Other' is selected in USGovt/Org2. NOTE: An empty tag should be sent if the value for USGovt/Org2 is not 'Other'.
Amount2	O	String	8	U.S. Government organization funding amount (Format: U.S. dollars, integer only, no dollar signs, decimals, or commas)	Amount of funding being provided by the U.S. Government organization identified in the element USGovt/Org2. If an organization is provided in the element USGovt/Org2, an amount must be provided.
International	O	Structure		International organization funding	Structure used to identify funding received from international organizations. Funding may be received from a maximum of two (2) international organizations. Structure is optional and all elements within structure are optional.
Org1	O	String	6	International organization 1	International organization that is providing funding to the exchange visitor. Code associated with the granting organization type must be provided. When International/Org1 is updated, International/OtherName1 and International/Amount1 are required. (See table entitled International Organization Codes)

Data Elements and Attributes [Attributes are shown in parentheses, e.g., (userID)]	Required/ Optional	Data Field Type	Data Length	Data Definition	Business Rules
OtherName1	O	String	60	Other International organization name 1	Name of International organization when code for 'Other' is selected in International/Org1. NOTE: An empty tag should be sent if the value for International/Org1 is not 'Other'.
Amount1	O	String	8	International organization funding amount (Format: U.S. dollars, integer only, no dollar signs, decimals, or commas)	Amount of funding being provided by the international organization identified in the element International/Org1. If an organization is provided in the element International/Org1, an amount must be provided.
Org2	O	String	6	International organization 2	International organization that is providing funding to the exchange visitor. Code associated with the granting organization must be provided. When International/Org2 is updated, International/OtherName2 and International/Amount2 are required. (See table entitled International Organization Codes)
OtherName2	O	String	60	Other International organization name 2	Name of International organization when code for 'Other' is selected in International/Org2. NOTE: An empty tag should be sent if the value for International/Org2 is not 'Other'.

Data Elements and Attributes [Attributes are shown in parentheses, e.g., (userID)]	Required/ Optional	Data Field Type	Data Length	Data Definition	Business Rules
Amount2	O	String	8	International organization funding amount (Format: U.S. dollars, integer only, no dollar signs, decimals, or commas)	Amount of funding being provided by the international organization identified in the element International/Org2. If an organization is provided in the element International/Org2, an amount must be provided.
EVGovt	O	String	8	Financial support from exchange visitor's government (Format: U.S. dollars, integer only, no dollar signs, decimals, or commas)	Amount of funding being provided by the government of the exchange visitor's country.
BinationalCommission	O	String	8	Financial support from the Binational Commission (Format: U.S. dollars, integer only, no dollar signs, decimals, or commas)	Amount of funding being provided by the Binational Commission of the exchange visitor's country.
Other	O	Structure		Other organization funding	Structure used to identify funding received from other organizations. Structure is optional and all elements within structure are required.
	R*	String	60	Other organization name	Name of Other organization
Name Amount	R*	String	8	Financial support from other organizations (Format: U.S. dollars, integer only, no dollar signs, decimals, or commas)	Total amount of funding being provided by other organizations.
Personal	O	String	8	Personal funds (Format: U.S. dollars, integer only, no dollar signs, decimals, or commas)	Total amount of personal funds available to the exchange visitor.

Data Elements and Attributes [Attributes are shown in parentheses, e.g., (userID)]	Required/ Optional	Data Field Type	Data Length	Data Definition	Business Rules
Program	O (Choice)	Structure		Program events	Structure used for providing updates associated with an exchange visitor's program information. This structure is a mutually exclusive choice. Use the structure/element associated with the type of update being performed.
Amend	O (Choice)	Structure		Amend program	Structure used to provide information related to an amendment to the exchange visitor's program. If structure is used, elements identified with "R*" must be provided.
(printForm)	R*	Boolean	1	Print request indicator (Value: 1 or true; 0 or false)	Indicator used to request that DS-2019 in PDF document is returned with SEVIS Batch download.
PrgStartDate	R*	Date	10	Program start date (Format: yyyy-MM-dd)	Date the exchange visitor's program will begin. Exchange visitor cannot enter the U.S. more than 30 days prior to program start date. Program start date must be greater than or equal to the date the Batch request is processed.
PrgEndDate	R*	Date	10	Program End Date (Format: yyyy-MM-dd)	Date the exchange visitor's program will be completed. Program End Date must be greater than the Program Start Date. (See table entitled Department of State Maximum and Minimum Duration of Stay Rules)
Remarks	O	String	500	Amend program remarks	Text field for providing remarks related to the exchange visitor's program amendment.

Data Elements and Attributes [Attributes are shown in parentheses, e.g., (userID)]	Required/ Optional	Data Field Type	Data Length	Data Definition	Business Rules
TippPhaseDates	O	Structure		T/IPP phase dates	Structure used to update the T/IPP phase dates for the exchange visitor.
TippPhase	R	Structure		T/IPP phase	Structure used to update the T/IPP phase.
	R	String		T/IPP phase ID	Field for providing the T/IPP phase ID to be amended.
PhaseId StartDate	R	Date	10	T/IPP phase start date (Format: yyyy-MM-dd)	The date of when the exchange visitor's T/IPP phase will start. The T/IPP Phase Start date must be on or after the Program Begin Date. The T/IPP Phase Start date must also be before the T/IPP Phase End date.
EndDate	R	Date	10	T/IPP phase end date (Format: yyyy-MM-dd)	The date of when the exchange visitor's T/IPP phase will end. The T/IPP Phase End date must be on or before the Program End date. The T/IPP Phase End date must also be after the T/IPP Phase Start date.
EditSubject	(Choice)	Structure		Edit subject or field of study	Structure used to update the subject/field for the exchange visitor. If structure is used, elements identified with "R*" must be provided.
(printForm)	R*	Boolean	1	Print request indicator (Format: 1 or true; 0 or false)	Indicator used to request that DS-2019 in PDF document is returned with SEVIS Batch download.

O

Data Elements and Attributes [Attributes are shown in parentheses, e.g., (userID)]	Required/ Optional	Data Field Type	Data Length	Data Definition	Business Rules
SubjectFieldCode	R*	String	7	Code for subject or field of study (Format: 12.1234) (NOTE: The code sent to SEVIS must include the decimal point.)	Code from CIP 2020 list of codes that represents exchange visitor's subject or field of study. (See table entitled Primary Major Codes for Students and Subject/Field Codes for Exchange Visitors)
SubjectFieldRemarks	R*	String	500	Update subject field code description	Text field for providing remarks explaining the subject or field of study.
Remarks	R*	String	500	Remarks	Text field for providing general remarks related to the subject or field of study.
EVid	O	String	25	Organization specific identifier for the EV	Organization specific identifier for the EV
EVRemarks	O	String	1000	EV remarks	Remarks related to the nonimmigrant when creating or editing an EV in Initial status (before or after visa issuance) and Active status.
Extension	O (Choice)	Structure		Extension within maximum duration of stay	Structure used to provide information on an extension to the exchange visitor's program, within the maximum duration of stay. If structure is used, elements identified with "R*" must be provided. (See table entitled Department of State Maximum and Minimum Duration of Stay Rules.)
(printForm)	R*	Boolean	1	Print request indicator (Value: 1 or true; 0 or false)	Indicator used to request that DS-2019 in PDF document is returned with SEVIS Batch download.

Data Elements and Attributes [Attributes are shown in parentheses, e.g., (userID)]	Required/ Optional	Data Field Type	Data Length	Data Definition	Business Rules
NewPrgEndDate	R*	Date	10	New program end date (Format: yyyy-MM-dd)	The new date that the exchange visitor's program will end. Date must be greater than exchange visitor's original program end date.
Remarks	O	String	500	Extend program remarks	Text field for providing remarks related to the extension of the exchange visitor's program.
TippPhaseDates	O	Structure		T/IPP phase dates	Structure used to update the T/IPP phase dates for the exchange visitor.
TippPhase		Structure		T/IPP phase	Structure used to update the T/IPP phase.
	R	String		T/IPP phase ID	Field for providing the T/IPP phase ID to be amended.
StartDate PhaseId R	R	Date	10	T/IPP phase start date (Format: yyyy-MM-dd)	The date of when the exchange visitor's T/IPP phase will start. The T/IPP Phase Start date must be on or after the Program Begin Date. The T/IPP Phase Start date must also be before the T/IPP Phase End date.
EndDate	R	Date	10	T/IPP phase end date (Format: yyyy-MM-dd)	The date of when the exchange visitor's T/IPP phase will end. The T/IPP Phase End date must be on or before the Program End date. The T/IPP Phase End date must also be after the T/IPP Phase Start date.
Matriculate	O (Choice)	Structure		Matriculation of exchange visitor	Structure used to provide information on the matriculation of an exchange visitor's program. If structure is used, elements identified with "R*" must be provided.

Data Elements and Attributes [Attributes are shown in parentheses, e.g., (userID)]	Required/ Optional	Data Field Type	Data Length	Data Definition	Business Rules
(printForm)	R*	Boolean	1	Print request indicator (Value: 1 or true; 0 or false)	Indicator used to request that DS-2019 in PDF document is returned with SEVIS Batch download.
NewPrgEndDate	R*	Date	10	New program end date (Format: yyyy-MM-dd)	New program end date. Date must be greater than the exchange visitor's previous program end date.
MatriculationCode	R*	String	2	Matriculation code	The code associated with the matriculation type for the exchange visitor. Two-digit code associated with matriculation type must be provided. (See table entitled Matriculation Codes)
Shorten	O (Choice)	Structure		Shorten program	Structure used to shorten program before the program end date. If structure is used, elements identified with "R*" must be provided. (See table entitled Department of State Maximum and Minimum Duration of Stay Rules.)
(printForm)	R*	Boolean	1	Print request indicator (Value: 1 or true; 0 or false)	Indicator used to request that DS-2019 in PDF document is returned with SEVIS Batch download.
NewPrgEndDate	R*	Date	10	New program end date (Format: yyyy-MM-dd)	The new date that the exchange visitor's program will end. Date must be greater than existing Program Start Date.

Data Elements and Attributes [Attributes are shown in parentheses, e.g., (userID)]	Required/ Optional	Data Field Type	Data Length	Data Definition	Business Rules
ShortenReason	R*	String	4	EV shorten program reason (Value: APED – Adjusted program end date CSHS – Cultural shock and/or homesickness DOE – Death of exchange visitor IFS – Inadequate financial support MEHE – Medical emergency and/or health of exchange visitor MEHF – Medical emergency and/or health of exchange visitor's family POCE – Program objectives completed early WFP – Withdrawal from program OTHR – Other)	EV shorten program completion code type.
Remarks	R*	String	500	Shorten program remarks	Text field for providing remarks related to the exchange visitor's shortened program.
TippPhaseDates	O	Structure		T/IPP phase dates	Structure used to update the T/IPP phase dates for the exchange visitor.
TippPhase		Structure		T/IPP phase	Structure used to update the T/IPP phase.
	R	String		T/IPP phase ID	Field for providing the T/IPP phase ID to be amended.
PhaseId StartDate R	R	Date	10	T/IPP phase start date (Format: yyyy-MM-dd)	The date of when the exchange visitor's T/IPP phase will start. The T/IPP Phase Start date must be on or after the Program Begin Date. The T/IPP Phase Start date must also be before the T/IPP Phase End date.

Data Elements and Attributes [Attributes are shown in parentheses, e.g., (userID)]	Required/ Optional	Data Field Type	Data Length	Data Definition	Business Rules
EndDate	R	Date	10	T/IPP phase end date (Format: yyyy-MM-dd)	The date of when the exchange visitor's T/IPP phase will end. The T/IPP Phase End date must be on or before the Program End date. The T/IPP Phase End date must also be after the T/IPP Phase Start date.
Reprint	O (Choice)	Structure		Reprint Form DS-2019	Structure used to request a reprint of the exchange visitor's Form DS-2019. If structure is used, elements identified with "R*" must be provided.
(printForm)	R*	Boolean	1	Print request indicator (Value: 1 or true; 0 or false)	Indicator used to request that DS-2019 in PDF document is returned with SEVIS Batch download.
Reason	R*	String	2	Reason Code for reprint (Value: 05 = Other 12 = Lost 13 = Damaged 14 = Stolen)	Program Sponsor must identify the reason for requesting the reprint. Two-digit code associated with the reprint reason must be provided. (See table entitled Exchange Visitor Reprint Codes)
OtherRemarks	O	String	500	Explanation for selecting "OTHER" as a reason for reprinting a DS-2019.	Text field for providing an explanation for why "OTHER" was selected as the reason for reprinting the DS-2019.
Remarks	O	String	500	Remarks	Text field for providing remarks related to the reprint request.
SiteOfActivity	O (Choice)	Structure		Site of Activity Events	Structure used to update a site of activity list of exchange visitor. If structure is used, elements identified with "R*" must be provided.

Data Elements and Attributes [Attributes are shown in parentheses, e.g., (userID)]	Required/ Optional	Data Field Type	Data Length	Data Definition	Business Rules
Add xsi:type="AddSOA"	O (Choice)	Structure		Add site of activity	Structure used to provide information on site of activity being added. Multiple sites of activity may be added. If structure is used, elements identified with "R*" must be provided.
(printForm)	R*	Boolean	1	Print request indicator (Value: 1 or true; 0 or false)	Indicator used to request that DS-2019 in PDF document is returned with SEVIS Batch download.
Address1	R*	String	64	Address line 1	First line of street address for site of activity. Example entries for Address1: <Address1>1600 South Joyce Street, APT# 1230</Address1> <Address1>1111 Army Navy Drive, #1234</Address1> <Address1>1600 South Joyce Street, Apt. #4C</Address1> <Address1>1111 Army Navy Dr. #221</Address1>
Address2	O	String	64	Address line 2	Second line of street address for site of activity.
City	O	String	60	City	City for site of activity address.
State	O	String	2	State	State for site of activity address. Two-digit code associated with the U.S. state must be used. (See table entitled State Codes)
PostalCode	R*	String	5	Zip code	Zip code for site of activity address.
ExplanationCode	O	String	2	Explanation Code	Two-digit explanation code for exchange visitor's site of activity address.

Data Elements and Attributes [Attributes are shown in parentheses, e.g., (userID)]	Required/ Optional	Data Field Type	Data Length	Data Definition	Business Rules
Explanation	O	String	5-200	Explanation comment	U.S mailing address comment to explain the site of activity explanation code
SiteName	R*	String	60	Site of Activity name	Text field for providing name of site of activity, e.g., Thunderbird Ranch Summer Camp.
PrimarySite	R*	Boolean	1	Primary Site Of Activity (Value: 1 or true; 0 or false)	Indicator used to determine the site of activity that will be printed on the DS-2019. If the PrimarySite is not specified, the first site of active added will be the primary site of activity.
Remarks	O	String	500	Site of Activity Remarks	Text field for providing remarks related to the Site of Activity.
Add xsi:type="AddEXEMPT"	O (Choice)	Structure		Add site of activity	Structure used to provide information on site of activity being added, indicating that the SOA is EXEMPT.
(printForm)	R*	Boolean	1	Print request indicator (Value: 1 or true; 0 or false)	Indicator used to request that DS-2019 in PDF document is returned with SEVIS Batch download.
Remarks	O	String	500	Site of Activity Remarks	Text field for providing remarks related to the Site of Activity.
Add xsi:type="AddSEEKINGEMP"	O (Choice)	Structure		Add site of activity	Structure used to provide information on site of activity being added, indicating that the SOA is SEEKING EMPLOYMENT.
(printForm)	R*	Boolean	1	Print request indicator (Value: 1 or true; 0 or false)	Indicator used to request that DS-2019 in PDF document is returned with SEVIS Batch download.
Remarks	O	String	500	Site of Activity Remarks	Text field for providing remarks related to the Site of Activity.

Data Elements and Attributes [Attributes are shown in parentheses, e.g., (userID)]	Required/ Optional	Data Field Type	Data Length	Data Definition	Business Rules
Add xsi:type="AddONTRAVEL"	O (Choice)	Structure		Add site of activity	Structure used to provide information on site of activity being added, indicating that the SOA is ONTRAVEL.
(printForm)	R*	Boolean	1	Print request indicator (Value: 1 or true; 0 or false)	Indicator used to request that DS-2019 in PDF document is returned with SEVIS Batch download.
Remarks	O	String	500	Site of Activity Remarks	Text field for providing remarks related to the Site of Activity.
Delete	O (Choice)	Structure		Delete Site of Activity	Structure used to provide information on site of activity that is being deleted. If structure is used, one of the elements within must be provided. The delete action may only be performed on exchange visitor records in Initial status with no visa issuance data.
SiteName	R	String	60	Site of Activity name	Text field for providing the Site of Activity name to match to the site to be deleted. Name matching is case sensitive. This field may be used for this action so long as the Exchange Visitor record does not have another site with the same name. In that case, the SiteId must be used.
SiteName	O	String	60	Site of Activity name	Text field for providing the Site of Activity name to match to the site to be deleted. Name matching is case sensitive. This field may be used for this action so long as the Exchange Visitor record does not have another site with the same name. In that case, the SiteId must be used.

Data Elements and Attributes [Attributes are shown in parentheses, e.g., (userID)]	Required/ Optional	Data Field Type	Data Length	Data Definition	Business Rules
SiteId	O	String	50	Site of Activity ID	Field for providing the ID to match to the Site of Activity to be deleted.
Edit	O (Choice)	Structure		Edit existing site of activity	Structure used to provide information on site of activity being updated. If structure is used, elements identified with “R*” must be provided.
(printForm)	R*	Boolean	1	Print request indicator (Value: 1 or true; 0 or false)	Indicator used to request that DS-2019 in PDF document is returned with SEVIS Batch download.
Address1	R*	String	64	Address line 1	First line of street address for site of activity. Example entries for Address1: <Address1>1600 South Joyce Street, APT# 1230</Address1> <Address1>1111 Army Navy Drive, #1234</Address1> <Address1>1600 South Joyce Street, Apt. #4C</Address1> <Address1>1111 Army Navy Dr. #221</Address1>
Address2	O	String	64	Address line 2	Second line of street address for site of activity.
City	O	String	60	City	City for site of activity address.
State	O	String	2	State	State for site of activity address. Two-digit code associated with the U.S. state must be used. (See table entitled State Codes)
PostalCode	R*	String	5	Zip code	Zip code for site of activity address.

Data Elements and Attributes [Attributes are shown in parentheses, e.g., (userID)]	Required/ Optional	Data Field Type	Data Length	Data Definition	Business Rules
ExplanationCode	O	String	2	Explanation Code	Two-digit explanation code for exchange visitor's U.S. mailing address.
Explanation	O	String	5-200	Explanation comment	U.S mailing address comment to explain the explanation code
SiteName	O	String	60	Current site of activity name (for lookup)	Text field for providing the Site of Activity name to match to the site to be edited. Name matching is case sensitive. This field may be used for this action so long as the Exchange Visitor record does not have another site with the same name. In that case, the SiteId must be used.
SiteId	O	String	50	Site of Activity ID	Field for providing the ID to match to the Site of Activity to be edited.
NewSiteName	O	String	60	New site of activity name	The text field for providing a new site of activity name, e.g., Thunderbird Ranch Summer Camp.
PrimarySite	O	Boolean	1	Primary Site Of Activity (Value: 1 or true; 0 or false)	Indicator used to determine the site of activity that will be printed on the DS-2019. The selection of a new primary site of activity will set the previous primary site of activity to a non-primary site of activity
Remarks	O	String	500	Remarks	Text field for providing remarks related to the site of activity.
TIPP	R	Structure			

Data Elements and Attributes [Attributes are shown in parentheses, e.g., (userID)]	Required/ Optional	Data Field Type	Data Length	Data Definition	Business Rules
AddTIPP	R	Structure		T/IPP information	Structure used to provide information on T/IPP for exchange visitor with that category of Intern, Trainee, and Student Intern.
(print7002)	R*	Boolean	1	Print request indicator (Value: 1 or true; 0 or false)	Indicator used to request that DS-7002 in PDF document is returned with SEVIS Batch download.
ParticipantInfo	R	Structure		T/IPP program participant information	Structure used to provide information on the exchange visitors program participation
	R	String	255	Email address	Exchange visitor's email address.
	R	String	100	EV's field of study	Exchange visitor's current field of study/profession
EmailAddressYearsOfExperience FieldOfStudy	O	String	1-2	EV's years of experience	Exchange visitor's years of experience in the current field of study/profession
TypeOfDegree	R	String	100	EV's type of degree or certificate	Exchange visitor's type of degree or certificate
DateAwardedOrExpected	R	Date	10	EV's date awarded or date expected(format yyyy-mm-dd)	Date awarded or expected
TippSite	R	Structure		T/IPP site with phases	Structure used to provide information on T/IPP site with phases for exchange visitor. Multiple sites of activity may be added when creating an exchange visitor.
SiteId	O	String	50	T/IPP site ID	T/IPP site ID; site with phases

Data Elements and Attributes [Attributes are shown in parentheses, e.g., (userID)]	Required/ Optional	Data Field Type	Data Length	Data Definition	Business Rules
Address1	R	String	64	Address line 1	First line of street address for site of activity – phase. Example entries for Address1: <Address1>1600 South Joyce Street, APT# 1230</Address1> <Address1>1111 Army Navy Drive, #1234</Address1> <Address1>1600 South Joyce Street, Apt. #4C</Address1> <Address1>1111 Army Navy Dr. #221</Address1>
	O	String	64	Address line 2	Second line of street address for site of activity – phase.
City	O	String	60	City	City for site of activity address.
Address2 State	O	String	2	State	State for site of activity address. Two-digit code associated with the U.S. state must be used. (See table entitled State Codes)
	R	String	5	Zip code	Zip code for site of activity address.
PostalCode ExplanationCode	O	String	2	Explanation Code	Two-digit explanation code for exchange visitor's U.S. mailing address.
Explanation	O	String	5-200	Explanation comment	U.S mailing address comment to explain the explanation code
SiteName	R	String	60	Site of Activity name	Text field for providing name of site of activity, e.g., Thunderbird Ranch Summer Camp
PrimarySite	R	Boolean	1	Primary Site Of Activity (Value: 1 or true; 0 or false)	Indicator used to determine the site of activity that will be printed on the DS-2019.

Data Elements and Attributes [Attributes are shown in parentheses, e.g., (userID)]	Required/ Optional	Data Field Type	Data Length	Data Definition	Business Rules
Remarks	O	String	500	Site of Activity Remarks	Text field for providing remarks related to the Site of Activity.
EmployerID	R	String	9	Employer 9-digit federal ID/tax ID	Employer 9-digit federal ID/tax ID
FullTimeEmployees	R	String	1-6	Number of full time employees	Number of full time employees
AnnualRevenue	R	String	2	Annual revenue amount	Annual revenue amount, select dollar amount, 0-3, 3-10, 10-25, 25 million or more
WebsiteURL	R	String	250	Website URL	Website URL
WorkersCompInd	R	Boolean	1	Worker Compensation Indicator (Value: Y or yes / N or no)	Indicator used to determine if there is workers compensation policy
WorkersCompCarrier	O	String	100	Workers compensation carrier	Text field to provide the workers compensation carrier
WorkersCompForEvInd	R	Boolean	1	Worker Compensation for exchange visitor Indicator (Value: Y or yes / N or no / E or no, but equivalent coverage)	Indicator used to determine if there is workers compensation for the exchange visitor
EvHoursPerWeek	R	String	2	Exchange visitor hours per week	Exchange visitor hours per week
StipendInd	R	Boolean	1	Stipend Indicator (Value: Y or yes / N or no)	Indicator used to determine if there is a stipend
StipendAmount	O	String	999999 9999.99	A generic type for US Dollars (max 9999999999.99)	Stipend amount in U.S. dollars
StipendFrequency	O	String	2	Annual revenue amount	Stipend frequency
NonMonetaryComp	O	String	100	Non monetary compensation	Field to capture how the EV was compensated (non monetary)
SupervisorLastName	R	String	40	Supervisor last name	Supervisor last name
SupervisorFirstLast	R	String	40	Supervisor first name	Supervisor first name
SupervisorFirstTitle	R	String	100	Supervisor title	Supervisor title

Data Elements and Attributes [Attributes are shown in parentheses, e.g., (userID)]	Required/ Optional	Data Field Type	Data Length	Data Definition	Business Rules
	R	String	10	Supervisor telephone number	Supervisor telephone number
SupervisorPhone	O	String	4	Supervisor telephone number extension	Supervisor telephone number extension
SupervisorPhoneExt	R	String	255	Supervisor Email address	Supervisor Email address
SupervisorEmail	O	String	10	Supervisor fax number	Supervisor fax number
	O	String	7-9	Global username type (handles temp user and permanent user)	Name of sponsor official entering the data
OfficialUserName SupervisorOfficialSignatureDate	O	Date	10	W3C date (format yyyy-mm-dd)	Date of when the sponsor official signs off on the phase
EvSignatureDate	O	Date	10	W3C date (format yyyy-mm-dd)	Date of when the exchange visitor signs off on the phase
TippPhase	S	Structure		T/IPP site of activity – phase	Structure used to provide information on T/IPP site with phases for exchange visitor. Multiple sites of activity may be added when creating an exchange visitor.
	O	String	1-22	Phase ID	T/IPP phase ID
	R	String	100	Phase name	T/IPP phase name
PhaseId PhaseName StartDate	R	Date	10	Phase start date (format yyyy-mm- dd)	The date of when the exchange visitor's T/IPP phase will start. The T/IPP Phase Start date must be on or after the Program Begin Date. The T/IPP Phase Start date must also be before the T/IPP Phase End date.

Data Elements and Attributes [Attributes are shown in parentheses, e.g., (userID)]	Required/ Optional	Data Field Type	Data Length	Data Definition	Business Rules
EndDate	R	Date	10	Phase end date (format yyyy-mm-dd)	The date of when the exchange visitor's T/IPP phase will end. The T/IPP Phase End date must be on or before the Program End date. The T/IPP Phase End date must also be after the T/IPP Phase Start date.
TrainingField	R	String	100	Training field	Training field
	R	String	40	Supervisor last name	Supervisor last name
	R	String	40	Supervisor first name	Supervisor first name
	O	Boolean	1	Supervisor middle initial	Supervisor middle initial
SuperLastName	R	String	100	Supervisor title	Supervisor title
SuperFirstName	R	String	255	Supervisor Email address	Supervisor Email address
	R	String	10	Supervisor telephone number	Supervisor telephone number
SuperTitle SuperMiddleInitial	O	String	4	Supervisor telephone number extension	Supervisor telephone number extension
SuperEmail SuperSignatureDate	O	Date	10	Supervisor signature date (format yyyy-mm-dd)	Supervisor signature date
SuperPhoneExt SuperPhone	R	String	3000	Exchange visitor role	Description of trainee/intern's role for this phase
	R	String	3000	Goals and objectives	Goals and objectives for this phase
SupervisorAndQualifications EvRole	R	String	3000	Supervision and qualification	The person whom will provide daily supervision of the trainee/intern and their qualifications to teach the planned learning
GoalsAndObjectives CulturalActivities	R	String	3000	Cultural activities	Plans for the trainee/intern to participate in American cultural activities

Data Elements and Attributes [Attributes are shown in parentheses, e.g., (userID)]	Required/ Optional	Data Field Type	Data Length	Data Definition	Business Rules
SkillsLearned	R	String	3000	Skills learned	Specific knowledge skills or techniques that will be learned
TeachingMethod	R	String	3000	Teaching methods	Explanation on how the knowledge, skills, or techniques will be taught
HowCompetencyMeasured	R	String	3000	Measure of competency	Explanation of how the tranee/intern's new skills and competencies will be measured
AdditionalRemarks	O	String	3000	Remarks	Additional remarks regarding the phase
AddSite	R	Structure		T/IPP add site to a T/IPP phase	Structure used for providing associated with an exchange visitor's T/IPP phase and site information.
(print7002)	R*	Boolean	1	Print request indicator (Value: 1 or true; 0 or false)	Indicator used to request that DS-7002 in PDF document is returned with SEVIS Batch download.
SiteId	O	String	50	T/IPP site ID	T/IPP site ID; site with phases
Address1	R	String	64	Address line 1	First line of street address for site of activity – phase. Example entries for Address1: <Address1>1600 South Joyce Street, APT# 1230</Address1> <Address1>1111 Army Navy Drive, #1234</Address1> <Address1>1600 South Joyce Street, Apt. #4C</Address1> <Address1>1111 Army Navy Dr. #221</Address1>
Address2	O	String	64	Address line 2	Second line of street address for site of activity – phase.

Data Elements and Attributes [Attributes are shown in parentheses, e.g., (userID)]	Required/ Optional	Data Field Type	Data Length	Data Definition	Business Rules
City	O	String	60	City	City for site of activity address.
State	O	String	2	State	State for site of activity address. Two-digit code associated with the U.S. state must be used.
PostalCode	R	String	5	Zip code	Zip code for site of activity address.
ExplanationCode	O	String	2	Explanation Code	Two-digit explanation code for exchange visitor's U.S. mailing address.
Explanation	O	String	5-200	Explanation comment	U.S mailing address comment to explain the explanation code
SiteName	R	String	60	Site of Activity name	Text field for providing name of site of activity, e.g., Thunderbird Ranch Summer Camp
PrimarySite	R	String	1	Primary Site Of Activity (Value: 1 or true; 0 or false)	Indicator used to determine the site of activity that will be printed on the DS-2019.
Remarks	O	String	500	Site of Activity Remarks	Text field for providing remarks related to the Site of Activity.
EmployerID	R	String	9	Employer 9-digit federal ID/tax ID	Employer 9-digit federal ID/tax ID
FullTimeEmployees	R	String	1-6	Number of full time employees	Number of full time employees
AnnualRevenue	R	String	2	Annual revenue amount	Annual revenue amount, select dollar amount, 0-3, 3-10, 10-25, 25 million or more
WebsiteURL	R	String	250	Website URL	Website URL
WorkersCompInd	R	Boolean	1	Worker Compensation Indicator (Value: Y or yes / N or no)	Indicator used to determine if there is workers compensation policy
WorkersCompCarrier	O	String	100	Workers compensation carrier	Text field to provide the workers compensation carrier

Data Elements and Attributes [Attributes are shown in parentheses, e.g., (userID)]	Required/ Optional	Data Field Type	Data Length	Data Definition	Business Rules
WorkersCompForEvInd	R	Boolean	1	Worker Compensation for exchange visitor Indicator (Value: Y or yes / N or no / E or no, but equivalent coverage)	Indicator used to determine if there is workers compensation for the exchange visitor
EvHoursPerWeek	R	String	2	Exchang visitor hours per week	Exchang visitor hours per week
StipendInd	R	Boolean	1	Stipend Indicator (Value: Y or yes / N or no)	Indicator used to determine if there is a stipend
StipendAmount	O	String	999999 9999.99	A generic type for US Dollars (max 9999999999.99)	Stipend amount in U.S. dollars
StipendFrequency	O	String	2	Annual revenue amount	Stipend frequency
NonMonetaryComp	O	String	100	Non monetary compensation	Field to capture how the EV was compensated (non monetary)
SupervisorLastName	R	String	40	Supervisor last name	Supervisor last name
SupervisorFirstName	R	String	40	Supervisor first name	Supervisor first name
SupervisorTitle	R	String	100	Supervisor title	Supervisor title
SupervisorPhone	R	String	10	Supervisor telephone number	Supervisor telephone number
SupervisorPhoneExt	O	String	4	Supervisor telephone number extenstion	Supervisor telephone number extenstion
SupervisorEmail	R	String	255	Supervisor Email address	Supervisor Email address
SupervisorFax	O	String	10	Supervisor fax number	Supervisor fax number
OfficalUserName	O	String	7-10	Global username type (handles temp user and permanent user)	Name of sponsor official entering the data
OfficalSignatureDate	O	Datet	10	W3C date (format yyyy-mm-dd)	Date of when the sponsor official signs off on the phase
EvSignatureDate	O	Date	10	W3C date (format yyyy-mm-dd)	Date of when the exchange visitor signs off on the phase

Data Elements and Attributes [Attributes are shown in parentheses, e.g., (userID)]	Required/ Optional	Data Field Type	Data Length	Data Definition	Business Rules
TippPhase	S	Structure		T/IPP site of activity – phase	Structure used to provide information on T/IPP site with phases for exchange visitor. Multiple sites of activity may be added when creating an exchange visitor.
PhaseId	O	String	1-22	Phase ID	T/IPP phase ID
PhaseName	R	String	100	Phase name	T/IPP phase name
StartDate	R	Date	10	Phase start date (format yyyy-mm-dd)	The date of when the exchange visitor's T/IPP phase will start. The T/IPP Phase Start date must be on or after the Program Begin Date. The T/IPP Phase Start date must also be before the T/IPP Phase End date.
EndDate	R	Date	10	Phase end date (format yyyy-mm-dd)	The date of when the exchange visitor's T/IPP phase will end. The T/IPP Phase End date must be on or before the Program End date. The T/IPP Phase End date must also be after the T/IPP Phase Start date.
TrainingField	R	String	100	Training field	Training field
	R	String	40	Supervisor last name	Supervisor last name
SuperLastName	R	String	40	Supervisor first name	Supervisor first name
SuperFirstName	O	String	1	Supervisor middle initial	Supervisor middle initial
SuperMiddleInitial	R	String	100	Supervisor title	Supervisor title
SuperTitle	R	String	255	Supervisor Email address	Supervisor Email address
	R	String	10	Supervisor telephone number	Supervisor telephone number
SuperEmail	O	String	4	Supervisor telephone number extension	Supervisor telephone number extension
SuperPhoneExt					
SuperPhone					

Data Elements and Attributes [Attributes are shown in parentheses, e.g., (userID)]	Required/ Optional	Data Field Type	Data Length	Data Definition	Business Rules
SuperSignatureDate	O	Date	10	Supervisor signature date (format yyyy-mm-dd)	Supervisor signature date
	R	String	3000	Exchange visitor role	Description of trainee/intern's role for this phase
	R	String	3000	Goals and objectives	Goals and objectives for this phase
EvRole SupervisorAndQualifications GoalsAndObjectives	R	String	3000	Supervision and qualification	The person whom will provide daily supervision of the trainee/intern and their qualifications to teach the planned learning
CulturalActivities	R	String	3000	Cultural activities	Plans for the trainee/intern to participate in American cultural activities
SkillsLearned	R	String	3000	Skills learned	Specific knowledge skills or techniques that will be learned
TeachingMethod	R	String	3000	Teaching methods	Explanation on how the knowledge, skills, or techniques will be taught
HowCompetencyMeasured	R	String	3000	Measure of competency	Explanation of how the trainee/intern's new skills and competencies will be measured
AdditionalRemarks	O	String	3000	Remarks	Additional remarks regarding the phase
EditSite	R	Structure		T/IPP edit site to a T/IPP phase	Structure associated with editing an exchange visitor's T/IPP phase and site information.
(print7002)	R*	Boolean	1	Print request indicator (Value: 1 or true; 0 or false)	Indicator used to request that DS-7002 in PDF document is returned with SEVIS Batch download.
SiteId	R	String	50	T/IPP site ID	T/IPP site ID; site with phases

Data Elements and Attributes [Attributes are shown in parentheses, e.g., (userID)]	Required/ Optional	Data Field Type	Data Length	Data Definition	Business Rules
Address1	R	String	64	Address line 1	First line of street address for site of activity – phase. Example entries for Address1: <Address1>1600 South Joyce Street, APT# 1230</Address1> <Address1>1111 Army Navy Drive, #1234</Address1> <Address1>1600 South Joyce Street, Apt. #4C</Address1> <Address1>1111 Army Navy Dr. #221</Address1>
Address2	O	String	64	Address line 2	Second line of street address for site of activity – phase.
City	O	String	60	City	City for site of activity address.
State	O	String	2	State	State for site of activity address. Two-digit code associated with the U.S. state must be used. (See table entitled State Codes)
PostalCode	R	String	5	Zip code	Zip code for site of activity address.
ExplanationCode	O	String	2	Explanation Code	Two-digit explanation code for exchange visitor's U.S. mailing address.
Explanation	O	String	5-200	Explanation comment	U.S mailing address comment to explain the explanation code
SiteName	R	String	60	Site of Activity name	Text field for providing name of site of activity, e.g., Thunderbird Ranch Summer Camp
PrimarySite	R	Boolean	1	Primary Site Of Activity (Value: 1 or true; 0 or false)	Indicator used to determine the site of activity that will be printed on the DS-2019.

Data Elements and Attributes [Attributes are shown in parentheses, e.g., (userID)]	Required/ Optional	Data Field Type	Data Length	Data Definition	Business Rules
Remarks	O	String	500	Site of Activity Remarks	Text field for providing remarks related to the Site of Activity.
EmployerID	R	String	9	Employer 9-digit federal ID/tax ID	Employer 9-digit federal ID/tax ID
FullTimeEmployees	R	String	1-6	Number of full time employees	Number of full time employees
AnnualRevenue	R	String	2	Annual revenue amount	Annual revenue amount, select dollar amount, 0-3, 3-10, 10-25, 25 million or more
WebsiteURL	R	String	250	Website URL	Website URL
WorkersCompInd	R	Boolean	1	Worker Compensation Indicator (Value: Y or yes / N or no)	Indicator used to determine if there is workers compensation policy
WorkersCompCarrier	O	String	100	Workers compensation carrier	Text field to provide the workers compensation carrier
WorkersCompForEvInd	R	Boolean	1	Worker Compensation for exchange visitor Indicator (Value: Y or yes / N or no / E or no, but equivalent coverage)	Indicator used to determine if there is workers compensation for the exchange visitor
EvHoursPerWeek	R	String	2	Exchange visitor hours per week	Exchange visitor hours per week
StipendInd	R	Boolean	1	Stipend Indicator (Value: Y or yes / N or no)	Indicator used to determine if there is a stipend
StipendAmount	O	String	999999 9999.99	A generic type for US Dollars (max 9999999999.99)	Stipend amount in U.S. dollars
StipendFrequency	O	String	2	Annual revenue amount	Stipend frequency
NonMonetaryComp	O	String	100	Non monetary compensation	Field to capture how the EV was compensated (non monetary)
SupervisorLastName	R	String	40	Supervisor last name	Supervisor last name
SupervisorFirstName	R	String	40	Supervisor first name	Supervisor first name
SupervisorTitle	R	String	100	Supervisor title	Supervisor title

Data Elements and Attributes [Attributes are shown in parentheses, e.g., (userID)]	Required/ Optional	Data Field Type	Data Length	Data Definition	Business Rules
SupervisorPhone	R	String	10	Supervisor telephone number	Supervisor telephone number
SupervisorPhoneExt	O	String	4	Supervisor telephone number extension	Supervisor telephone number extension
SupervisorEmail	R	String	255	Supervisor Email address	Supervisor Email address
SupervisorFax	O	String	10	Supervisor fax number	Supervisor fax number
OfficalUserName	O	String	7-10	Global username type (handles temp user and permanent user)	Name of sponsor official entering the data
OfficalSignatureDate	O	Date	10	W3C date (format yyyy-mm-dd)	Date of when the sponsor official signs off on the phase
EvSignatureDate	O	Date	10	W3C date (format yyyy-mm-dd)	Date of when the exchange visitor signs off on the phase
Supervisors	S	Structure		T/IPP edit site supervisor information	Structure used to capture the T/IPP supervisor information when editing a site
TippPhase	S	Structure		T/IPP site of activity – phase	Structure used to provide information on T/IPP site with phases for exchange visitor. Multiple sites of activity may be added when creating an exchange visitor.
	R	String	1-22	1-22	Phase ID
SignatureDate PhaseId	R	Date	W3C date (format yyyy- mm-dd)	Date of when the sponsor official signs off on the phase	W3C date (format yyyy-mm-dd)
DeleteSite	R	String	50	T/IPP delete site to a T/IPP phase	Structure associated with deleting an exchange visitor's T/IPP phase and site information.
SiteId	R	String	50	T/IPP site ID	T/IPP site ID

Data Elements and Attributes [Attributes are shown in parentheses, e.g., (userID)]	Required/ Optional	Data Field Type	Data Length	Data Definition	Business Rules
AddPhase	S	Structure		T/IPP add phase	Structure used to add a T/IPP add phase
SiteId	R	String	50	Site ID	T/IPP site ID
PhaseName	R	String	100	Phase name	T/IPP phase name
StartDate	R	Date	10	Phase start date (format yyyy-mm-dd)	The date of when the exchange visitor's T/IPP phase will start. The T/IPP Phase Start date must be on or after the Program Begin Date. The T/IPP Phase Start date must also be before the T/IPP Phase End date.
EndDate	R	Date	10	Phase end date (format yyyy-mm-dd)	The date of when the exchange visitor's T/IPP phase will end. The T/IPP Phase End date must be on or before the Program End date. The T/IPP Phase End date must also be after the T/IPP Phase Start date.
TrainingField	R	String	100	Training field	Training field
SuperLastName	R	String	40	Supervisor last name	Supervisor last name
SuperFirstName	R	String	40	Supervisor first name	Supervisor first name
SuperMiddleInitial	O	String	1	Supervisor middle initial	Supervisor middle initial
SuperTitle	R	String	100	Supervisor title	Supervisor title
SuperEmail	R	String	255	Supervisor Email address	Supervisor Email address
SuperPhone	R	String	10	Supervisor telephone number	Supervisor telephone number
SuperPhoneExt	O	String	4	Supervisor telephone number extension	Supervisor telephone number extension
SuperSignatureDate	O	Date	10	Supervisor signature date (format yyyy-mm-dd)	Supervisor signature date

Data Elements and Attributes [Attributes are shown in parentheses, e.g., (userID)]	Required/ Optional	Data Field Type	Data Length	Data Definition	Business Rules
EvRole	R	String	3000	Exchange visitor role	Description of trainee/intern's role for this phase
GoalsAndObjectives	R	String	3000	Goals and objectives	Goals and objectives for this phase
SupervisorAndQualifications	R	String	3000	Supervision and qualification	The person whom will provide daily supervision of the trainee/intern and their qualifications to teach the planned learning
CulturalActivities	R	String	3000	Cultural activities	Plans for the trainee/intern to participate in American cultural activities
SkillsLearned	R	String	3000	Skills learned	Specific knowledge skills or techniques that wil be learned
TeachingMethod	R	String	3000	Teaching methods	Explanation on how the knowledge, skills, or techniques will be taught
HowCompetencyMeasured	R	String	3000	Measure of competency	Explanation of how the traniece/intern's new skills and competencies will be measured
AdditionalRemarks	O	String	3000	Remarks	Additional remarks regarding the phase
EditPhase	R	Structure		T/IPP site of activity – edit phase	Structure used to edit information on T/IPP site phases for exchange visitor.
PhaseId	O	String	1-22	Phase ID	T/IPP phase ID
PhaseName	R	String	100	Phase name	T/IPP phase name

Data Elements and Attributes [Attributes are shown in parentheses, e.g., (userID)]	Required/ Optional	Data Field Type	Data Length	Data Definition	Business Rules
StartDate	R	Date	10	Phase start date (format yyyy-mm-dd)	The date of when the exchange visitor's T/IPP phase will start. The T/IPP Phase Start date must be on or after the Program Begin Date. The T/IPP Phase Start date must also be before the T/IPP Phase End date.
EndDate	R	Date	10	Phase end date (format yyyy-mm-dd)	The date of when the exchange visitor's T/IPP phase will end. The T/IPP Phase End date must be on or before the Program End date. The T/IPP Phase End date must also be after the T/IPP Phase Start date.
TrainingField	R	String	100	Training field	Training field
SuperLastName	R	String	40	Supervisor last name	Supervisor last name
SuperFirstName	R	String	40	Supervisor first name	Supervisor first name
SuperMiddleInitial	O	String	1	Supervisor middle initial	Supervisor middle initial
SuperTitle	R	String	100	Supervisor title	Supervisor title
SuperEmail	R	String	255	Supervisor Email address	Supervisor Email address
SuperPhone	R	String	10	Supervisor telephone number	Supervisor telephone number
SuperPhoneExt	O	String	4	Supervisor telephone number extension	Supervisor telephone number extension
SuperSignatureDate	O	Date	10	Supervisor signature date (format yyyy-mm-dd)	Supervisor signature date
EvRole	R	String	3000	Exchange visitor role	Description of trainee/intern's role for this phase
GoalsAndObjectives	R	String	3000	Goals and objectives	Goals and objectives for this phase

Data Elements and Attributes [Attributes are shown in parentheses, e.g., (userID)]	Required/ Optional	Data Field Type	Data Length	Data Definition	Business Rules
SupervisorAndQualifications	R	String	3000	Supervision and qualification	The person whom will provide daily supervision of the trainee/intern and their qualifications to teach the planned learning
CulturalActivities	R	String	3000	Cultural activities	Plans for the trainee/intern to participate in American cultural activities
SkillsLearned	R	String	3000	Skills learned	Specific knowledge skills or techniques that will be learned
TeachingMethod	R	String	3000	Teaching methods	Explanation on how the knowledge, skills, or techniques will be taught
HowCompetencyMeasured	R	String	3000	Measure of competency	Explanation of how the trainee/intern's new skills and competencies will be measured
AdditionalRemarks	O	String	3000	Remarks	Additional remarks regarding the phase
DeletePhase	S	Structure		T/IPP delete phase	Structure associated with deleting an exchange visitor's T/IPP phase.
PhaseId	R	String	1-22	Phase ID	T/IPP phase ID
UpdateSignatureDates	S	Structure		Supervisor updated signature information	Structure associated with a T/IPP supervisor's updated signature information
TippSite	R	Structure		Structure to capture T/IPP program official and supervisor signature information	Structure to capture T/IPP program official and supervisor signature information
SiteId	R	String	50	T/IPP site ID	T/IPP site ID
ProgramOfficial	O (Choice)	Structure		Structure to capture program official signature information	Structure to capture program official signature information
	R	String	7-10	Program Official Name	Program official userID

Data Elements and Attributes [Attributes are shown in parentheses, e.g., (userID)]	Required/ Optional	Data Field Type	Data Length	Data Definition	Business Rules
SignatureDate	R	Date	10	Program Official signature date (format yyyy-mm-dd)	Signature date by Program Official
	O (Choice)	Date	10	EV signature date (format yyyy- mm-dd)	Signature date by EV
Supervisors	O (Choice)	Structure		Structure to capture T/IPP Phase Supervisor signature date	Structure to capture T/IPP Phase Supervisor signature date
TippPhase	R	Structure		Structure to capture T/IPP Phase Supervisor signature date	Structure to capture T/IPP Phase Supervisor signature date
PhaseId	R	String	1-22	Phase ID	Phase ID
SignatureDate	R	Date	10	Phase Supervisor Signature date (format yyyy-mm-dd)	Phase Supervisor Signature date
UpdateParticipantInfo	R	Structure		T/IPP program participant updated information	Structure used to provide updated information on the exchange visitors program participation
	R	String	255	Email address	Exchange visitor's email address.
EmailAddress	R	String	100	EV's field of study	Exchange visitor's current field of study/profession
YearsOfExperience	O	String	1-2	EV's years of experience	Exchange visitor's years of experience in the current field of study/profession
FieldOfStudy					
TypeOfDegree	R	String	100	EV's type of degree or certificate	Exchange visitor's type of degree or certificate
	R	Date	10	EV's date awarded or date expected (format yyyy-mm-dd)	Date awarded or expected

DateAwardedOrExpected

Data Elements and Attributes [Attributes are shown in parentheses, e.g., (userID)]	Required/ Optional	Data Field Type	Data Length	Data Definition	Business Rules
Status	O (Choice)	Structure		EV Status Change Events	Structure used to change the status of the exchange visitor. This structure is a mutually exclusive choice. Use the structure/element associated with the reason the exchange visitor's status is being changed. If structure is used, elements identified with "R*" must be provided.
CorrectInfraction	(Choice)	Structure		Correct minor or technical infraction	Structure used to provide information on action taken to correct minor or technical infraction. If structure is used, elements identified with "R*" must be provided.
InfractionType	R*	String	3	Infraction type	Type of infraction being corrected. Three-digit code associated with infraction type must be provided. (See table entitled Infraction Codes)
NewEndDate _O	O	Date	10	New end date (Format: yyyy-MM-dd)	The new date that the exchange visitor's program will end.
Remarks	O	String	500	Remarks	Text field for providing remarks related to the correct minor or technical infraction request.
TippPhaseDates	(Choice)	Structure		T/IPP phase dates	Structure used to provide information on T/IPP phase dates
TippPhase	S	Structure		T/IPP site of activity – phase	Structure used to provide information on T/IPP site with phases for exchange visitor. Multiple sites of activity may be added when creating an exchange visitor.
	R	String	1-22	Phase ID	T/IPP phase ID

○

Data Elements and Attributes [Attributes are shown in parentheses, e.g., (userID)]	Required/ Optional	Data Field Type	Data Length	Data Definition	Business Rules
StartDate	R	Date	10	Phase start date (format yyyy-mm-dd)	The date of when the exchange visitor's T/IPP phase will start. The T/IPP Phase Start date must be on or after the Program Begin Date. The T/IPP Phase Start date must also be before the T/IPP Phase End date.
EndDate	R	Date	10	Phase end date (format yyyy-mm-dd)	The date of when the exchange visitor's T/IPP phase will end. The T/IPP Phase End date must be on or before the Program End date. The T/IPP Phase End date must also be after the T/IPP Phase Start date.
Invalid	O (Choice)	Structure		Set exchange visitor status to Invalid	Structure used to request an exchange visitor record to be marked as invalid. The Invalid option is only available for exchange visitor records in Initial status. If structure is used, elements identified with "R*" must be provided.
Remarks	R*	String	500	Remarks setting invalid status	Text field for providing remarks related to setting an exchange visitor to invalid status.
NoShow	O (Choice)	Structure	0	Change status of exchange visitor to No Show	Set an exchange visitor to a No Show status. No value is needed; an empty tag will set exchange visitor's record to No Show status.
Terminate	O (Choice)	Structure		Terminate exchange visitor	Structure used to request termination of exchange visitor. If structure is used, elements identified with "R*" must be provided.

Data Elements and Attributes [Attributes are shown in parentheses, e.g., (userID)]	Required/ Optional	Data Field Type	Data Length	Data Definition	Business Rules
Reason	R*	String	6	Reason for termination (Format: Alpha only, ABCDEF)	The reason the exchange visitor is being terminated. The code associated with reason for termination must be provided. (See table entitled Exchange Visitor Termination Reason Codes)
EffectiveDate		Date	10	Termination date (Format: yyyy-MM-dd)	The date the exchange visitor's termination is effective.
OtherRemarks	O	String	500	Remarks	Text field to provide explanation of termination when "OTHER" is provided as the termination reason.
Remarks	O	String	500	Remarks for termination	Text field for providing remarks related to the termination request.
Validate R*	O (Choice)	Structure		Validate participant	Structure used to validate the exchange visitor's participation in the program. If structure is used, elements identified with "R*" must be provided.
USAddress	R*	Structure		Current US physical address information	Structure used to provide exchange visitor's current U.S. physical address.
Address1	R*	String	64	Address line 1	First line of street address for exchange visitor's current U.S. physical address. Example entries for Address1: <Address1>1600 South Joyce Street, APT# 1230</Address1> <Address1>1111 Army Navy Drive, #1234</Address1> <Address1>1600 South Joyce Street, Apt. #4C</Address1> <Address1>1111 Army Navy Dr. #221</Address1>

Data Elements and Attributes [Attributes are shown in parentheses, e.g., (userID)]	Required/ Optional	Data Field Type	Data Length	Data Definition	Business Rules
Address2	O	String	64	Address line 2	Second line of street address for exchange visitor's current U.S. physical address.
City	O	String	60	City	City for exchange visitor's current U.S. physical address
State	O	String	2	State	State for exchange visitor's current U.S. physical address. Two-digit code associated with the U.S. state must be used. (See table entitled State Codes)
PostalCode	R*	String	5	Zip code	Zip code for exchange visitor's current U.S. physical address.
ExplanationCode	O	String	2	Explanation Code	Two-digit explanation code for exchange visitor's U.S. physical address.
Explanation	O	String	5-200	Explanation comment	U.S physical address comment to explain the explanation code
EmailAddress	O	String	255	Email address	Exchange visitor's email address.
PhoneNumber	O	String	10	Current phone number	Exchange visitor's phone number
TippSignatureDates	O	Structure		Structure to capture T/IPP program official and supervisor signature information	Structure to capture T/IPP program official and supervisor signature information
TippSite	R	Structure		Structure to capture T/IPP program official and supervisor signature information	Structure to capture T/IPP program official and supervisor signature information
SiteId	R	String	50	T/IPP site ID	T/IPP site ID
ProgramOfficial	O (Choice)	Structure		Structure to capture program official signature information	Structure to capture program official signature information
	R	String	7-10	Program Official Name	Program official userID

UserName

Data Elements and Attributes [Attributes are shown in parentheses, e.g., (userID)]	Required/ Optional	Data Field Type	Data Length	Data Definition	Business Rules
SignatureDate	R	Date	10	Program Official signature date (format yyyy-mm-dd)	Signature date by Program Official
EvSignatureDate	O	Date	10	EV signature date (format yyyy- mm-dd)	Signature date by EV
Supervisors	O (Choice)	Structure		Structure to capture T/IPP Phase Supervisor signature date	Structure to capture T/IPP Phase Supervisor signature date
TippPhase	R	Structure		Structure to capture T/IPP Phase Supervisor signature date	Structure to capture T/IPP Phase Supervisor signature date
PhaseId	R	String	1-22	Phase ID	Phase ID
SignatureDate	R	Date	10	Phase Supervisor Signature date (format yyyy-mm-dd)	Phase Supervisor Signature date
Reprint7002	R	Structure		Validate participant	Structure used to validate the exchange visitor's participation in the program. If structure is used, elements identified with "R*" must be provided.
(print7002)	R*	Boolean	1	Print request indicator (Value: 1 or true; 0 or false)	Indicator used to request that DS- 7002 in PDF document is returned with SEVIS Batch download.
SiteId	O	String	50	T/IPP site ID	T/IPP site ID

**APPENDIX E – SEVIS TRANSACTION LOG
DATA ELEMENTS**

APPENDIX E – SEVIS TRANSACTION LOG DATA ELEMENTS

The data elements described in the table shown below relate to the schema entitled “SEVISTransLog.xsd”. When an element is marked with “R*” in the Required/Optional column, this indicates that the element is required under certain circumstances. For example, the structure to which the element belongs is Optional, however, if that structure is present in the upload document, the elements of that structure marked with “R*” are required.

Data Elements and Attributes [Attributes are shown in parentheses, e.g., (userID)]	Required/ Optional	Data Field Type	Data Length	Data Definition	Business Rules
TransactionLog	R	Structure		Transaction Log	Structure used to report transaction results from the SEVIS Batch process.
BatchHeader	R	Structure		Transaction header	Structure used to provide header information for the transaction log. This structure is the same for both Student and Exchange Visitor BatchHeader and uses the same complex type element defined in common.xsd.
BatchID	R	String	14	SEVIS Batch ID	Identification number provided in the uploaded XML document. If XML is not well-formed or SEVIS Batch ID is unretrievable and the value is set to <blank>.
OrgID	R	String	15	Program Number: (Format: P-#-##### or G-#-##### School Code: AAA214F#####)	SEVIS program number or school code assigned to the organization that submitted the upload. If XML is not well-formed or organization ID is unretrievable and the value is set to <blank>.
BatchDetail	R	Structure		All available detail on submitted XML	Structure used to report the progress and results of upload, process, and/or download.

Data Elements and Attributes [Attributes are shown in parentheses, e.g., (userID)]	Required/ Optional	Data Field Type	Data Length	Data Definition	Business Rules
(status)	R	Boolean	1	Final disposition	The status attribute is set to true if there are no errors associated with this SEVIS Batch submittal in its current state. The status of each step of the submittal is contained in the node's status attribute: <pre><Upload status="true false"> <Process status="true false"> <Download status="true false"></pre> All available attributes are combined to form the BatchHeader status.
(system)	O	String	30	SEVIS Batch System indicator	The system attribute indicates the SEVIS Batch system from which this transaction log was requested by the user and generated by the application. This is an optional attribute which may contain PROD, ALPHA, BETA, etc.
Upload	O	Structure		Document upload result	Structure used to report the results of the document upload process.
(resultCode)	R	String	5	Result / error code	Disposition of upload. The resultCode attribute is set to success if the upload passes all security requirements and the XML document is accepted and successfully validated against the appropriate SEVIS schema; otherwise, resultCode contains the appropriate result / error code.
(dateTimeStamp)	R	String	29	Date and time (Format: yyyy-MM-ddThh:mm:ss.SSS-hh:mm)	Date and time upload request was processed by SEVIS. (See Exhibit E-1, Date Time Stamp Format for Transaction Logs, for an explanation of the elements of the date time stamp.)
FileName	R	String	30	Uploaded document name	Uploaded document name.
Process	O	Structure		XML document process info and status	Structure containing information related to the uploaded XML and the current disposition of the XML records.

Data Elements and Attributes [Attributes are shown in parentheses, e.g., (userID)]	Required/ Optional	Data Field Type	Data Length	Data Definition	Business Rules
(resultCode)	R	String	5	Result / error code	The resultCode attribute is set to success if all submitted records process successfully; otherwise, the resultCode indicates either that: 1) document has not yet been processed or 2) the document has been processed with at least one record failing business rule validation (although all other records are successfully loaded into SEVIS).
(dateTimeStamp)	R	String	29	Date and time (Format: yyyy-MM-ddThh:mm:ss.SSS-hh:mm)	Date and time XML was processed by SEVIS. (See Exhibit E-1, Date Time Stamp Format for Transaction Logs, for an explanation of the elements of the date time stamp.)
RecordCount	R	Structure		Record counts	Structure containing the disposition counts of the processed records.
Success	R	Integer	5	Successful records	Number of records successfully loaded into SEVIS.
Failure	R	Integer	5	Failed records	Number of records which failed business rule validation; consequently, these records were not loaded into SEVIS.
Total	R	Integer	5	Total records	Number of records submitted (must always equal Success + Failure).
Record	R	Structure		Individual record	Structure used to report on the processing results for a specific record. There will be one record structure for each record processed.
(sevisID)	O	String	11	SEVIS ID (Format: Alpha/Numeric, N0123456789)	SEVIS ID of record processed.
(requestID)	R	Attribute	20	Record identifier	Identifier used by the school or program to define the specific record in the uploaded document.
(userID)	O	Attribute	10	SEVIS User ID	SEVIS user ID of the authorized official who is responsible for this individual record request.

Data Elements and Attributes [Attributes are shown in parentheses, e.g., (userID)]	Required/ Optional	Data Field Type	Data Length	Data Definition	Business Rules
UserDefinedA	O	String	10	User defined field A (Format: Alphanumeric, variable length)	A text field for recording any code used by the organization to identify the student or exchange visitor, e.g., ID number or document number.
UserDefinedB	O	String	14	User defined field B (Format: Alphanumeric, variable length)	A second field for recording any code used by the organization to identify the student or exchange visitor.
ProcessDate	R	String	29	Date and time (Format: yyyy-MM- ddThh:mm:ss.SSS-hh:mm)	Date and time record request was processed by SEVIS. (See Exhibit E-1, Date Time Stamp Format for Transaction Logs, for an explanation of the elements of the date time stamp.)
Result	R	Structure		Results of record processing	Structure used to report the results of processing an individual record. All business rule exceptions are reported at this level even if the violation occurred at the dependent level.
(status)	O	Boolean	1	Record processing result (Value: 1 or true; 0 or false)	Indicator for whether the record was processed successfully.
ErrorCode	R	String	5	Error code	Error code returned during the processing of the individual record. See Appendix B for more information.
ErrorMessage	R	String	500	Description of error code	Text description of the error code returned during the processing of the individual record.
SiteOfActivity	O	Structure		Data for new Site(s) of Activity	Structure used to return the Site of Activity ID value(s) for each site created with a new Exchange Visitor record or added to an Exchange Visitor record in Initial or Active status.
ProvidedAddress	O	Structure		Exchange Visitor Site of Activity provided address	Structure used to capture the Exchange Visitor's site of activity address
Address1	R	String	64	Site of Activity Address 1	Site of Activity Address 1 for the new site provided in the Batch upload.
Address2	O	String	64	Site of Activity Address 2	Site of Activity Address 2 for the new site provided in the Batch upload.

Data Elements and Attributes [Attributes are shown in parentheses, e.g., (userID)]	Required/ Optional	Data Field Type	Data Length	Data Definition	Business Rules
City	O	String	60	Site of Activity City	Site of Activity City for the new site provided in the Batch upload.
State	O	String	2	Site of Activity State	Site of Activity State for the new site provided in the Batch upload.
PostalCode	R	String	5	Site of Activity Zip Code	Site of Activity Zip Code for the new site provided in the Batch upload.
CorrectedAddress	O	Structure		Exchange Visitor Site of Activity provided address	Structure used to capture the Exchange Visitor's corrected site of activity address
Address1	R	String	64	Site of Activity Address 1	Site of Activity Address 1 for the corrected site provided in the Batch upload.
Address2	O	String	64	Site of Activity Address 2	Site of Activity Address 2 for the corrected site provided in the Batch upload.
City	O	String	60	Site of Activity City	Site of Activity City for the corrected site provided in the Batch upload.
State	O	String	2	Site of Activity State	Site of Activity State for the corrected site in the Batch upload.
PostalCode	R	String	5	Site of Activity Zip Code	Site of Activity Zip Code for the site provided in the Batch upload.
AddressResult	O	String	5	Site of Activity address results	Site of Activity U.S address response results from Address Doctor
AddressMessage	O	String	1000	Site of Activity address text	Site of Activity U.S address response from Address Doctor
SiteId	R	String	50	Site of Activity ID	Site of Activity ID generated by SEVIS upon creation of a new site.
SiteName	R	String	60	Site of Activity Name	Site of Activity Name for the new site provided in the Batch upload.
Phase	O	Structure		T/IPData of Site Phase	Structure used to recode the T/IPP phase
PhaseId	R	String	1-22	T/IPP Phase ID	T/IPP Phase ID
PhaseName	R	String	100	T/IPP Phase name	T/IPP Phase name

Data Elements and Attributes [Attributes are shown in parentheses, e.g., (userID)]	Required/ Optional	Data Field Type	Data Length	Data Definition	Business Rules
Dependent	O	Structure		Results of dependent record processing	Structure used to report the results of processing the dependent record.
(dependentSevisID)	O	String	11	SEVIS ID (Format: Alpha/Numeric, N0123456789)	SEVIS ID of dependent record processed.
UserDefinedA	O	String	10	User defined field A (Format: Alphanumeric, variable length)	A text field for recording any code used by the organization to identify the dependent, e.g., ID number or document number.
UserDefinedB	O	String	14	User defined field B (Format: Alphanumeric, variable length)	A second field for recording any code used by the organization to identify the dependent.
Employer	O	Structure		Employer log type	Structure used to report the employer log type
EmployerName	R	String	121	Employer name	Name of the OPT employer on the segment being added.
StartDate	R*	Date	10	Employment start date (Format: yyyy-MM-dd)	Date that student is requesting to begin OPT employment. Date entered must be greater than the date the Batch request is processed.
ProvidedAddress		Structure		Employer U.S. address	Structure used to capture the OPT employer address. If structure is used, elements identified with "R*" must be provided.
Address1 O	R*	String	64	Address line 1	First line of street address for employer's U.S. address. Example entries for Address1: <Address1>1600 South Joyce St, APT# 18</Address1> <Address1>1111 Army Navy Dr. #331</Address1> <Address1>1111 Army Navy Drive, BLDG #A, Suite 101</Address1>
Address2	O	String	64	Address line 2	Second line of street address for employer's U.S. address.
City	O	String	60	City	City for employer's U.S. address.

Data Elements and Attributes [Attributes are shown in parentheses, e.g., (userID)]	Required/ Optional	Data Field Type	Data Length	Data Definition	Business Rules
State	O	String	2	State	State for employer's U.S. address. Two-digit code associated with the U.S. state must be used. (See table entitled State Codes)
PostalCode	R*	String	5	Zip code	Zip code for employer's U.S. address.
CorrectedAddress		Structure		Employer U.S. address	Structure used to capture the corrected OPT employer address.
Address1 O	R*	String	64	Address line 1	First line of street address for employer's U.S. address. Example entries for Address1: <Address1>1600 South Joyce St, APT# 18</Address1> <Address1>1111 Army Navy Dr. #331</Address1> <Address1>1111 Army Navy Drive, BLDG #A, Suite 101</Address1>
Address2	O	String	64	Address line 2	Second line of street address for employer's U.S. address.
City	O	String	60	City	City for employer's U.S. address.
State	O	String	2	State	State for employer's U.S. address. Two-digit code associated with the U.S. state must be used. (See table entitled State Codes)
PostalCode	R*	String	5	Zip code	Zip code for employer's U.S. address.
AddressResult	O	String	4	Employer address result	Employer address return message from Address Doctor, values will be Override Suggested, Override with valid CSZ, Valid, Not Validated
AddressMessage	O	String	1000	Employer address message	Employer address return message from Address Doctor, values will be Override Suggested, Override with valid CSZ, Valid, Not Validated
PhysicalProvidedAddress	O	Structure		Physical provided address	Structure to capture physical address provided by the user

Data Elements and Attributes [Attributes are shown in parentheses, e.g., (userID)]	Required/ Optional	Data Field Type	Data Length	Data Definition	Business Rules
Address1	R	String	64	Provided physical U.S. Address 1	Provided physical U.S. Address 1 for the nonimmigrant provided in the Batch upload.
Address2	O	String	64	Provided physical U.S. Address 2	Provided physical U.S. Address 2 for the nonimmigrant provided in the Batch upload.
City	O	String	60	Provided physical U.S. City	Provided physical U.S. City for the nonimmigrant provided in the Batch upload.
State	O	String	2	Provided physical U.S. State	Provided physical U.S. State for the nonimmigrant in the Batch upload.
PostalCode	R	String	5	Provided physical U.S. Zip Code	Provided physical U.S. Zip Code for the nonimmigrant provided in the Batch upload.
PhysicalCorrectedAddress	O	Structure		Physical corrected address	Structure to capture physical corrected address from Address Doctor
Address1	R	String	64	Corrected physical U.S Address 1	Corrected physical U.S Address 1 for the nonimmigrant as returned by Address Docotor
Address2	O	String	64	Corrected physical U.S Address 2	Corrected physical U.S Address 2 for the nonimmigrant as returned by Address Docotor.
City	O	String	60	Corrected physical U.S City	Corrected physical U.S City for the nonimmigrant as returned by Address Docotor
State	O	String	2	Corrected physical U.S State	Corrected physical U.S State for the nonimmigrant as returned by Address Docotor
PostalCode	R	String	5	Corrected physical U.S Zip Code	Corrected physical U.S Zip Code for the nonimmigrant as returned by Address Docotor
PhysicalAddressResult	O	String	4	Physical address	Physical address return message from Address Doctor, values will be Override Suggested, Override with valid CSZ, Valid, Not Validated
PhysicalAddressMessage	O	String	1000	Physical address	Physical address return message from Address Doctor, values will be Override Suggested, Override with valid CSZ, Valid, Not Validated
MailingProvidedAddress	O	Structure		Mailing provided address	Structure for mailing address provided by the user

Data Elements and Attributes [Attributes are shown in parentheses, e.g., (userID)]	Required/ Optional	Data Field Type	Data Length	Data Definition	Business Rules
Address1	R	String	64	Provided mailing U.S. Address 1	Provided mailing U.S. Address 1 for the nonimmigrant provided in the Batch upload.
Address2	O	String	64	Provided mailing U.S. Address 2	Provided mailing U.S. Address 2 for the nonimmigrant provided in the Batch upload.
City	O	String	60	Provided mailing U.S. City	Provided mailing U.S. City for the nonimmigrant provided in the Batch upload.
State	O	String	2	Provided mailing U.S. State	Provided mailing U.S. State for the nonimmigrant in the Batch upload.
PostalCode	R	String	5	Provided mailing U.S. Zip Code	Provided mailing U.S. Zip Code for the nonimmigrant provided in the Batch upload.
MailingCorrectedAddress	O	Structure		Mailing corrected address	Structure for mailing corrected address from Address Doctor
Address1	R	String	64	Corrected mailing U.S Address 1	Corrected mailing U.S Address 1 for the nonimmigrant as returned by Address Docotor
Address2	O	String	64	Corrected mailing U.S Address 2	Corrected mailing U.S Address 2 for the nonimmigrant as returned by Address Docotor.
City	O	String	60	Corrected mailing U.S City	Corrected mailing U.S City for the nonimmigrant as returned by Address Docotor
State	O	String	2	Corrected mailing U.S State	Corrected mailing U.S State for the nonimmigrant as returned by Address Docotor
PostalCode	R	String	5	Corrected mailing U.S Zip Code	Corrected mailing U.S Zip Code for the nonimmigrant as returned by Address Docotor
MailingAddressResult	O	String	4	Mailing address	Mailing address return message from Address Doctor, values will be Override Suggested, Override with valid CSZ, Valid, Not Validated
MailingAddressMessage	O	String	1000	Mailing address	Mailing ddress message comment to explain the Address Doctor override
Download	O	Structure		Download request result	Structure used to report the results of the document download request.

Data Elements and Attributes [Attributes are shown in parentheses, e.g., (userID)]	Required/ Optional	Data Field Type	Data Length	Data Definition	Business Rules
(resultCode)	R	String	5	Result / error code	The resultCode attribute is set to success if download passes all security requirements and there was an XML document processed for this OrgID and BatchID (pass or fail); otherwise, resultCode contains the appropriate result or error code.

Exhibit E-1: Date Time Stamp Format for Transaction Logs

Element	Description
yyyy	Four-digit Year
-	Hyphen Separator
MM	Month
-	Hyphen Separator
dd	Day
T	Separator between date and time – always “T”
hh	Hour represented in 24-hour format
:	Colon separator
Mm	Minutes
:	Colon separator
Ss	Seconds
.	Period Separator
SSS	Milliseconds
-	Hyphen Separator
Hh	Hour represented in 12-hour format
:	Colon Separator
mm	Minutes