



# **Student and Exchange Visitor Information System**

## General Summary Quarterly Review

For the quarter ending December 31, 2009

January 1, 2010



## Table of Contents

Page

I. Introduction	2
II. Management Summary	3
III. School Data	4
IV. F-1 and M-1 Nonimmigrant Student Data	6



## SEVP and SEVIS

The Student and Exchange Visitor Program (SEVP) manages the Student and Exchange Visitor Information System (SEVIS). SEVP is a program under the Immigration and Customs Enforcement (ICE) agency within Department of Homeland Security (DHS).

SEVIS came online in 2003 to track and monitor the status and activities of nonimmigrant students and exchange visitors (EVs) who enter the United States. This web-based system collects real-time information on nonimmigrant students, EVs, approved schools, and program sponsors. This information is available to a variety of stakeholders. SEVIS also retains information on Exchange Visitor Program sponsors and visitors that are approved by the Department of State (DoS). The DoS web site is <http://eca.state.gov/jexchanges/index.cfm>

This quarterly review is based on information retrieved on January 1, 2010. As SEVIS is a real-time data base, exact numbers within this review were accurate as of the date retrieved. The below list contains the various organizations that request data and information stored in SEVIS. SEVP continues to see the number of requests increase as SEVP's abilities and SEVIS' capabilities expand.

DHS - ICE (SEVP)  
Department of State (DoS)  
Exchange Visitor Programs  
Congress  
Private Organizations

DHS - ICE (Compliance Enforcement Unit)  
Schools  
Embassies and Consulates  
Law Enforcement and Intelligence Agencies  
Other Governmental Agencies and Entities



### Management Review Summary

The SEVIS “General Summary Quarterly Review” is produced to provide a snap-shot of useful information to SEVP management and a variety of SEVIS stakeholders.

This edition of the review represents a sample of information collected from SEVIS data on January 1, 2010.

Since the program’s inception, the total volume of data in SEVIS continues to grow. On December 31, 2009, SEVIS contained records for **1,025,456** active nonimmigrant students, exchange visitors, and their dependents. The total number of records for all F, M, and J visa holders has increased to approximately **7 million**.

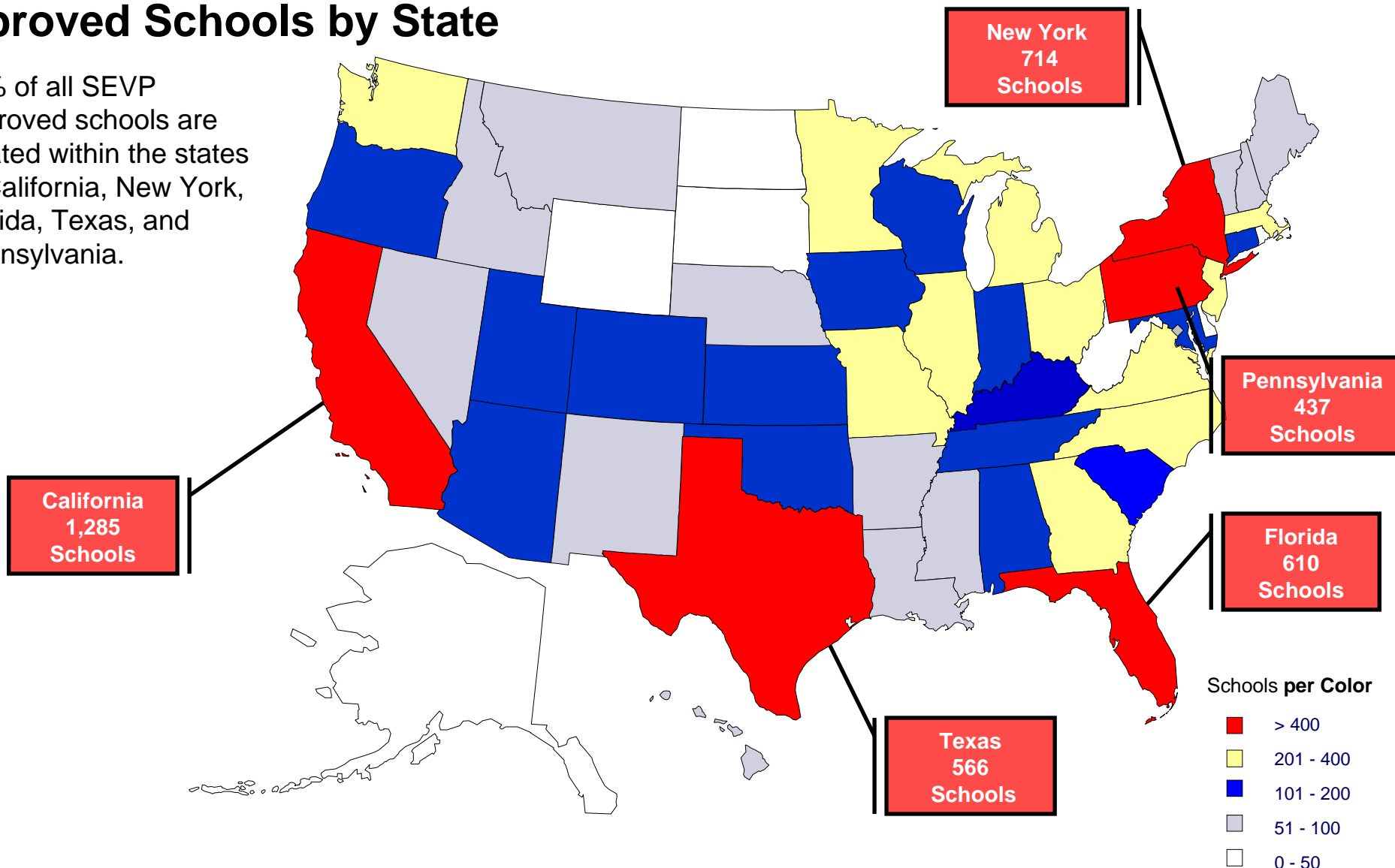
SEVIS Program Totals on December 31, 2009

Metric	Total
<b>Schools</b>	
Approved	10,101
<b>Students (F-1 &amp; M-1)</b>	
Active	741,735
Dependents	75,959
Completed	1,144,068
Metric	Total
<b>Exchange Visitors Programs</b>	
Active	1,456
<b>Exchange Visitors (J-1)</b>	
Active	159,122
Dependents	48,640
Inactive	1,909,931

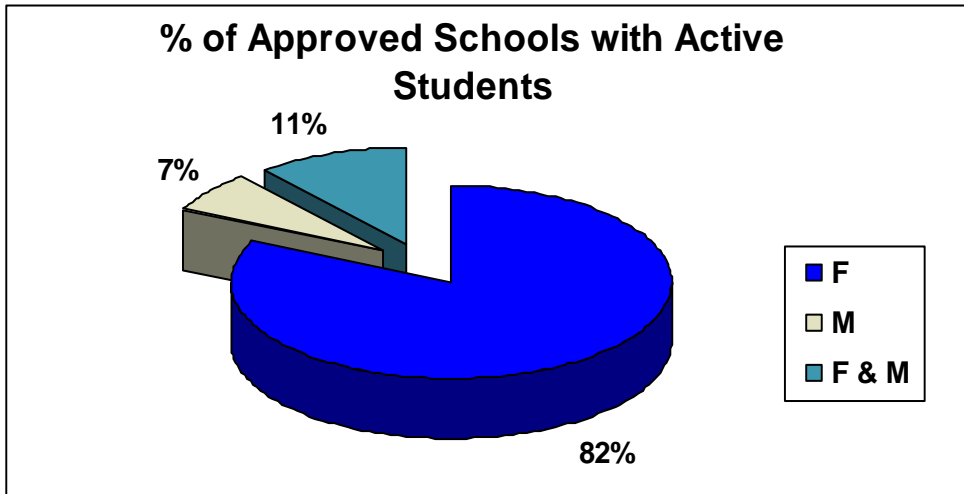


## Approved Schools by State

- ▶ 36% of all SEVP approved schools are located within the states of California, New York, Florida, Texas, and Pennsylvania.



## Approved Schools



Top Five F-1 and M-1 Approved Schools	
School Name	# of Active Students
Cornell University	3,705
Houston Community College System	3,296
Santa Monica College	2,972
San Francisco State University (SFSU)	2,004
Northern Virginia Community College	1,964

Top Five F-1 Approved Schools	
School Name	# of Active Students
The City University of New York	11,032
University of Southern California	7,157
Purdue University	6,316
University of Illinois	6,095
Columbia University in the City of New York	5,906

Top Five M-1 Approved Schools	
School Name	# of Active Students
Pan Am International Flight Academy	407
Bethel School of Supernatural Ministry	356
Sabena Airline Training Center, Inc.	167
Tysons College	162
U.S. Flight Academy	150

# of Active Students	# of Schools
>5,000	7
1,001 - 5,000	152
501 - 1,000	175
101 - 500	778
51 - 100	686
11 - 50	1,784
1 - 10	2,822
0	3,697

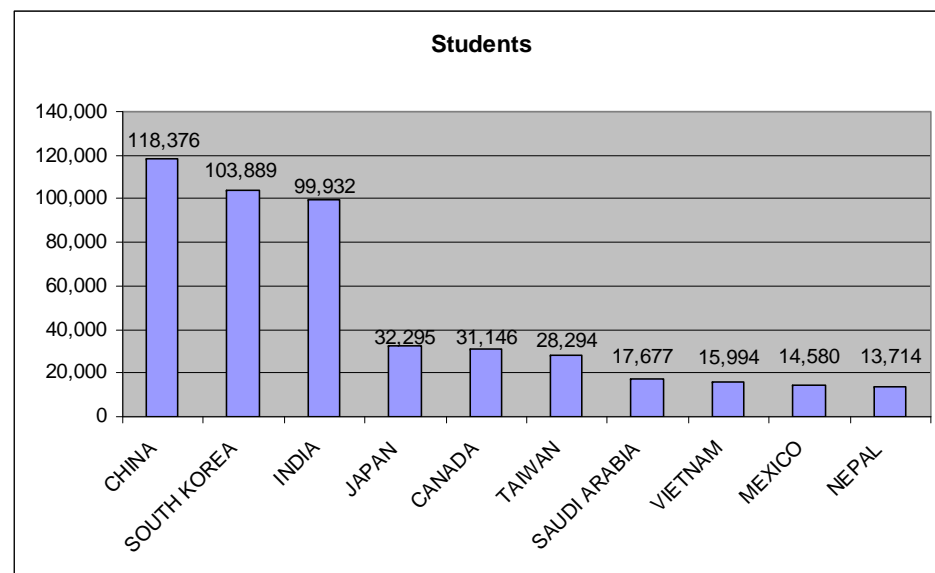


## IV. F & M Nonimmigrant Student Data

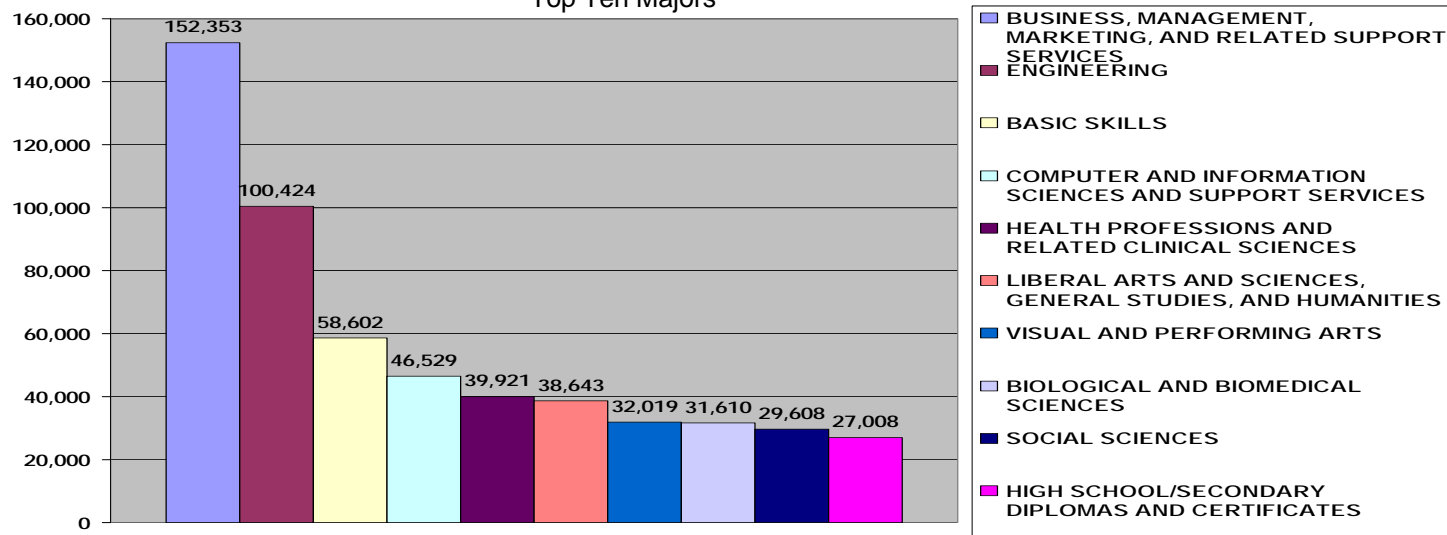
### Geographic Region and Major

- ▶ China is the country with the highest number of Active students (118,376).
- ▶ The leading Major continues to be Business for 152,353 international students.
- ▶ DHS certified schools may offer multiple curricula but must be approved for each specific curriculum in which they enroll F/ M students.

Top Ten Country of Citizenship



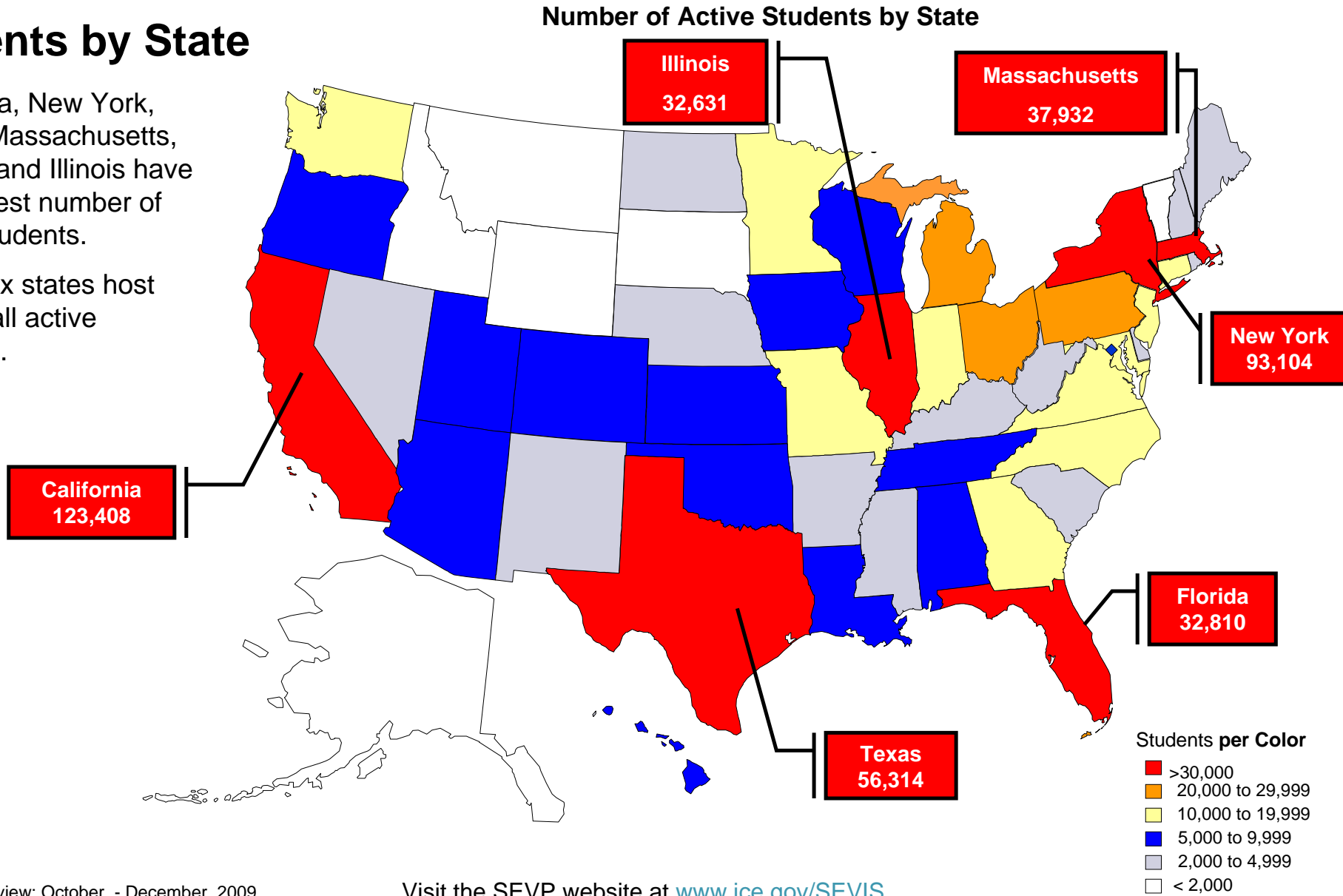
Top Ten Majors





## Students by State

- ▶ California, New York, Texas, Massachusetts, Florida, and Illinois have the highest number of active students.
- ▶ These six states host 51% of all active students.







### Level of Education and Course of Study

- ▶ 70% of active students are enrolled in Bachelor's, Master's or Doctoral programs.
- ▶ An approved school may offer several levels of education from pre-school, elementary, high school, to post secondary education level.

Education Level by Active Students

