



# **Student and Exchange Visitor Information System**

## **General Summary Quarterly Review**

For the quarter ending December 31, 2010

January 4, 2011



## Table of Contents

Page

I. Introduction	2
II. Management Summary	3
III. School Data	4
IV. F-1 and M-1 Nonimmigrant Student Data	6



## SEVP and SEVIS

The Student and Exchange Visitor Program (SEVP) manages the Student and Exchange Visitor Information System (SEVIS). SEVP is a program under the Immigration and Customs Enforcement (ICE) agency within Department of Homeland Security (DHS).

SEVIS came online in 2003 to track and monitor the status and activities of nonimmigrant students and exchange visitors (EVs) who enter the United States. This web-based system collects real-time information on nonimmigrant students, EVs, approved schools, and program sponsors. This information is available to a variety of stakeholders. SEVIS also retains information on Exchange Visitor Program sponsors and visitors that are approved by the Department of State (DoS). The DoS web site is

<http://eca.state.gov/jexchanges/index.cfm>

This quarterly review is based on information retrieved on January 4, 2011. As SEVIS is a real-time data base, exact numbers within this review were accurate as of the date retrieved. The below list contains the various organizations that request data and information stored in SEVIS. SEVP continues to see the number of requests increase as SEVP's abilities and SEVIS' capabilities expand.

DHS - ICE (SEVP)  
Department of State (DoS)  
Exchange Visitor Programs  
Congress  
Private Organizations

DHS - ICE (Compliance Enforcement Unit)  
Schools  
Embassies and Consulates  
Law Enforcement and Intelligence Agencies  
Other Governmental Agencies and Entities



### Management Review Summary

The SEVIS “General Summary Quarterly Review” is produced to provide a snap-shot of useful information to SEVP management and a variety of SEVIS stakeholders.

This edition of the review represents a sample of information collected from SEVIS data on January 4, 2011.

Since the program’s inception, the total volume of data in SEVIS continues to grow. On December 31, 2010, SEVIS contained records for **1,092,805** active nonimmigrant students, exchange visitors, and their dependents. The total number of records for all F-1, M-1, and J-1 visa holders has increased to approximately **8.1 million**.

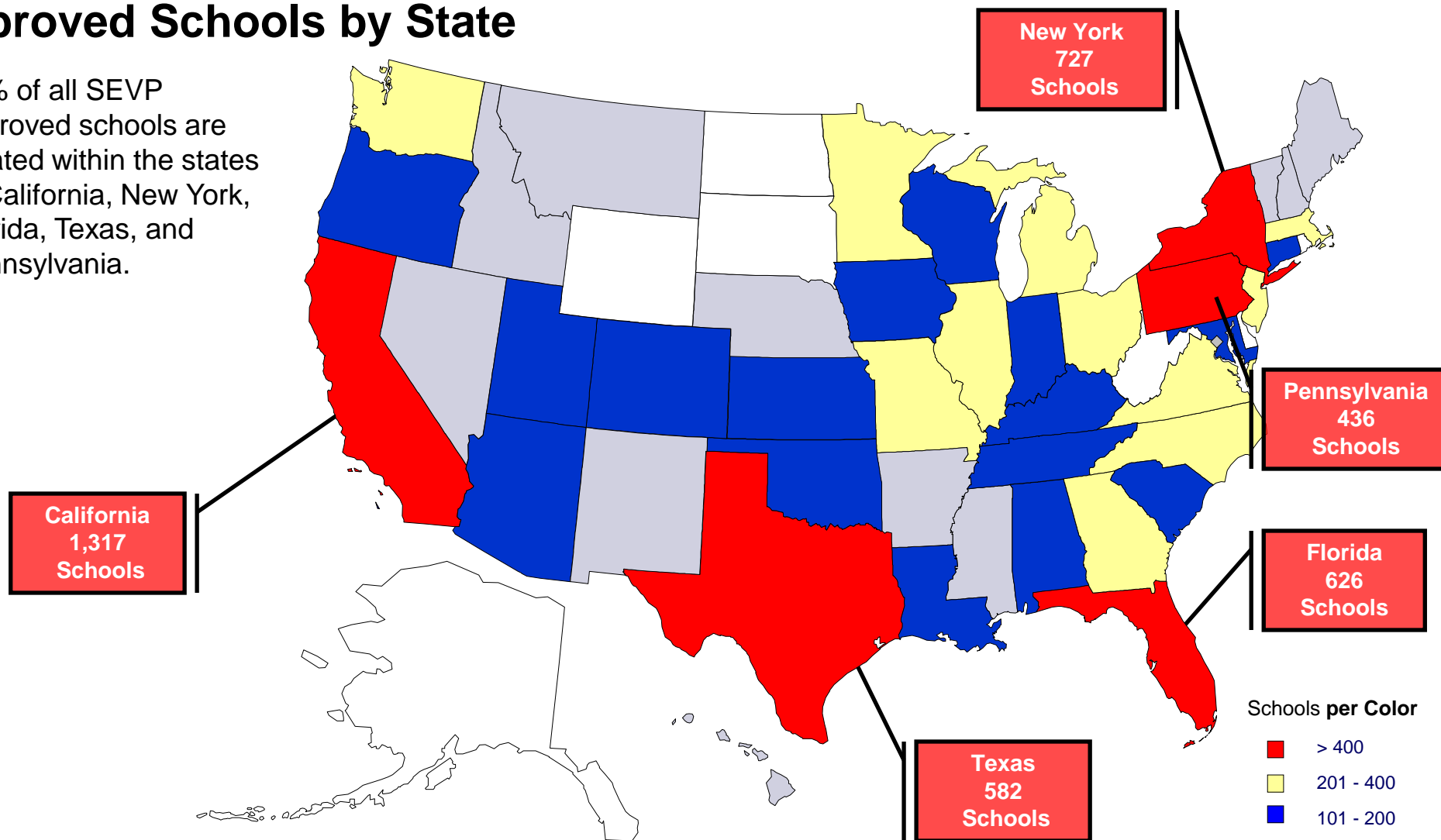
SEVIS Program Totals as of December 31, 2010

Schools	
Approved	10,293
Students (F-1 & M-1)	
Active	799,581
Dependents	79,577
Completed	1,342,455
Metric	Total
Exchange Visitors Programs	
Active	1,456
Exchange Visitors (J-1)	
Active	164,692
Dependents	48,955
Inactive	2,211,811

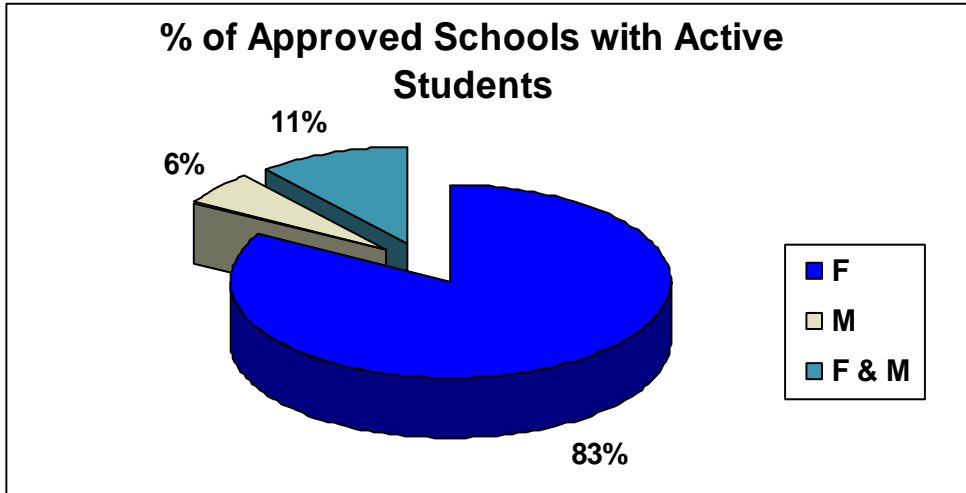


## Approved Schools by State

- ▶ 36% of all SEVP approved schools are located within the states of California, New York, Florida, Texas, and Pennsylvania.



## Approved Schools



# of Active Students	# of Schools
>5,000	10
1,001 - 5,000	167
501 - 1,000	167
101 - 500	841
51 - 100	679
11 - 50	1,808
1 - 10	2,946
0	3,675

Top Five F-1 and M-1 Approved Schools	
School Name	# of Active Students
Cornell University	3,975
Houston Community College System	3,341
Santa Monica College	3,138
The University Of Iowa	2,208
Northern Virginia Community College	1,912

Top Five F-1 Approved Schools	
School Name	# of Active Students
The City University Of New York	10,479
University Of Southern California	7,853
Purdue University	7,121
University Of Illinois	6,966
Columbia University In The City Of New York	6,533

Top Five M-1 Approved Schools	
School Name	# of Active Students
Bethel School Of Supernatural Ministry	427
Transpac Aviation Academy	375
U.S. Flight Academy	194
Florida Institute Of Technology	191
Sabena Airline Training Center, Inc.	182

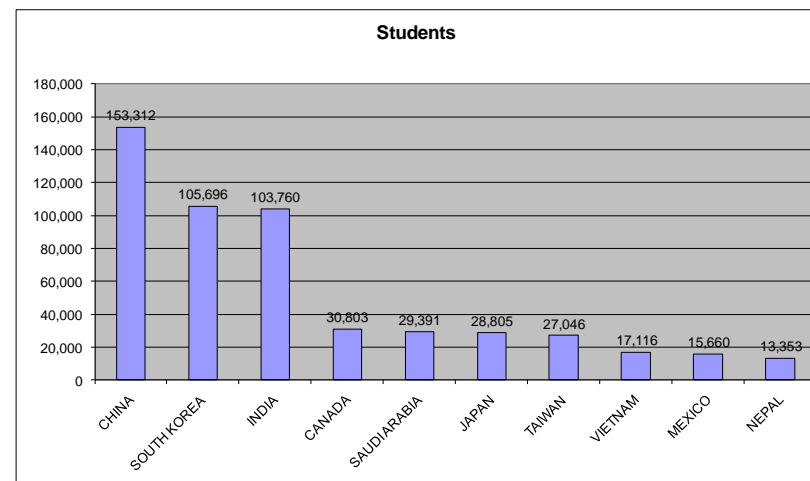


## IV. F-1 & M-1 Nonimmigrant Student Data

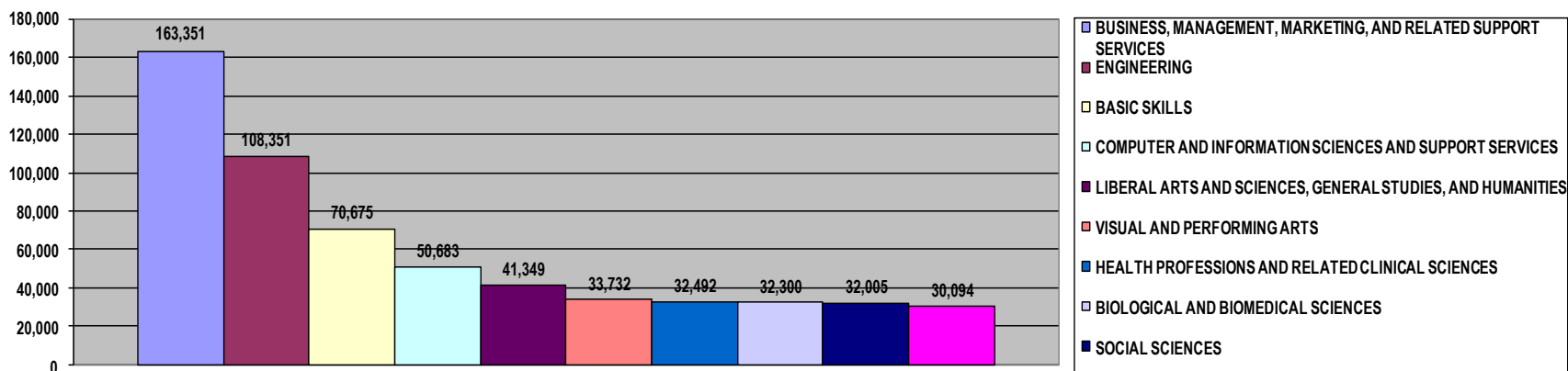
### Geographic Region and Major

- ▶ China is the country with the highest number of Active students (153,312).
- ▶ The leading Major continues to be Business for 163,351 international students.
- ▶ DHS certified schools may offer multiple curricula but must be approved for each specific curriculum in which they enroll F/ M students.

Top Ten Country of Citizenship



Top Ten Majors



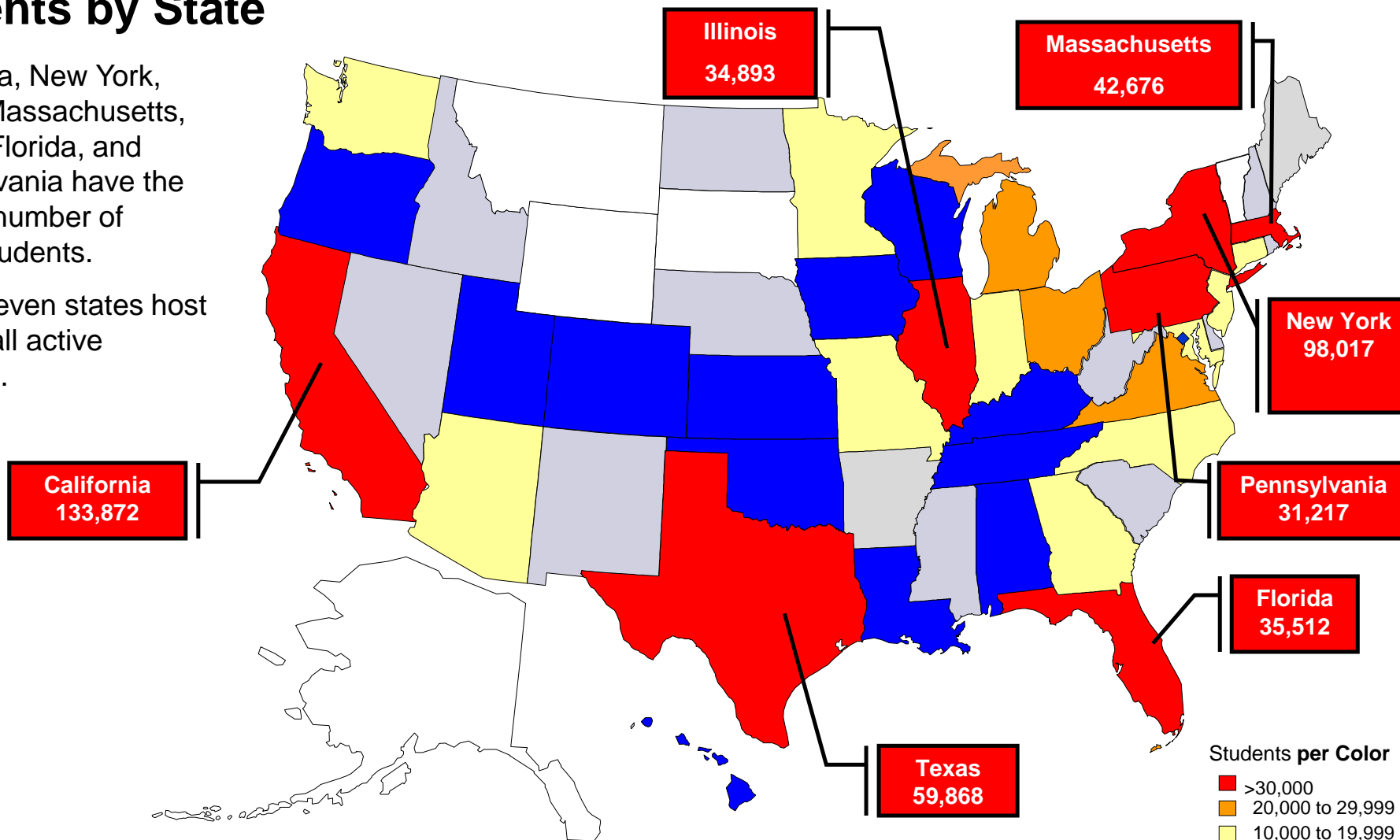


# IV. F-1 & M-1 Nonimmigrant Student Data

## Students by State

- ▶ California, New York, Texas, Massachusetts, Illinois, Florida, and Pennsylvania have the highest number of active students.
- ▶ These seven states host 55% of all active students.

Number of Active Students by State



Students per Color

- Red: >30,000
- Orange: 20,000 to 29,999
- Yellow: 10,000 to 19,999
- Blue: 5,000 to 9,999
- Light Blue: 2,000 to 4,999
- White: < 2,000





### Level of Education and Course of Study

- ▶ 69% of active students are enrolled in Bachelor's, Master's or Doctoral programs.
- ▶ An approved school may offer several levels of education from pre-school, elementary, high school, to post secondary education level.

Education Level by Active Students

