

# **Student and Exchange Visitor Information System**

## **General Summary Quarterly Review**

For the quarter ending September 30, 2010

October 1, 2010



## Table of Contents

Page

I. Introduction	2
II. Management Summary	3
III. School Data	4
IV. F-1 and M-1 Nonimmigrant Student Data	6



## SEVP and SEVIS

The Student and Exchange Visitor Program (SEVP) manages the Student and Exchange Visitor Information System (SEVIS). SEVP is a program under the Immigration and Customs Enforcement (ICE) agency within Department of Homeland Security (DHS).

SEVIS came online in 2003 to track and monitor the status and activities of nonimmigrant students and exchange visitors (EVs) who enter the United States. This web-based system collects real-time information on nonimmigrant students, EVs, approved schools, and program sponsors. This information is available to a variety of stakeholders. SEVIS also retains information on Exchange Visitor Program sponsors and visitors that are approved by the Department of State (DoS). The DoS web site is

<http://eca.state.gov/jexchanges/index.cfm>

This quarterly review is based on information retrieved on October 1, 2010. As SEVIS is a real-time data base, exact numbers within this review were accurate as of the date retrieved. The below list contains the various organizations that request data and information stored in SEVIS. SEVP continues to see the number of requests increase as SEVP's abilities and SEVIS' capabilities expand.

DHS - ICE (SEVP)  
Department of State (DoS)  
Exchange Visitor Programs  
Congress  
Private Organizations

DHS - ICE (Compliance Enforcement Unit)  
Schools  
Embassies and Consulates  
Law Enforcement and Intelligence Agencies  
Other Governmental Agencies and Entities



### Management Review Summary

The SEVIS “General Summary Quarterly Review” is produced to provide a snap-shot of useful information to SEVP management and a variety of SEVIS stakeholders.

This edition of the review represents a sample of information collected from SEVIS data on October 1, 2010.

Since the program’s inception, the total volume of data in SEVIS continues to grow. On September 30, 2010, SEVIS contained records for **1,164,691** active nonimmigrant students, exchange visitors, and their dependents. The total number of records for all F-1, M-1, and J-1 visa holders has increased to approximately **7.8 million**.

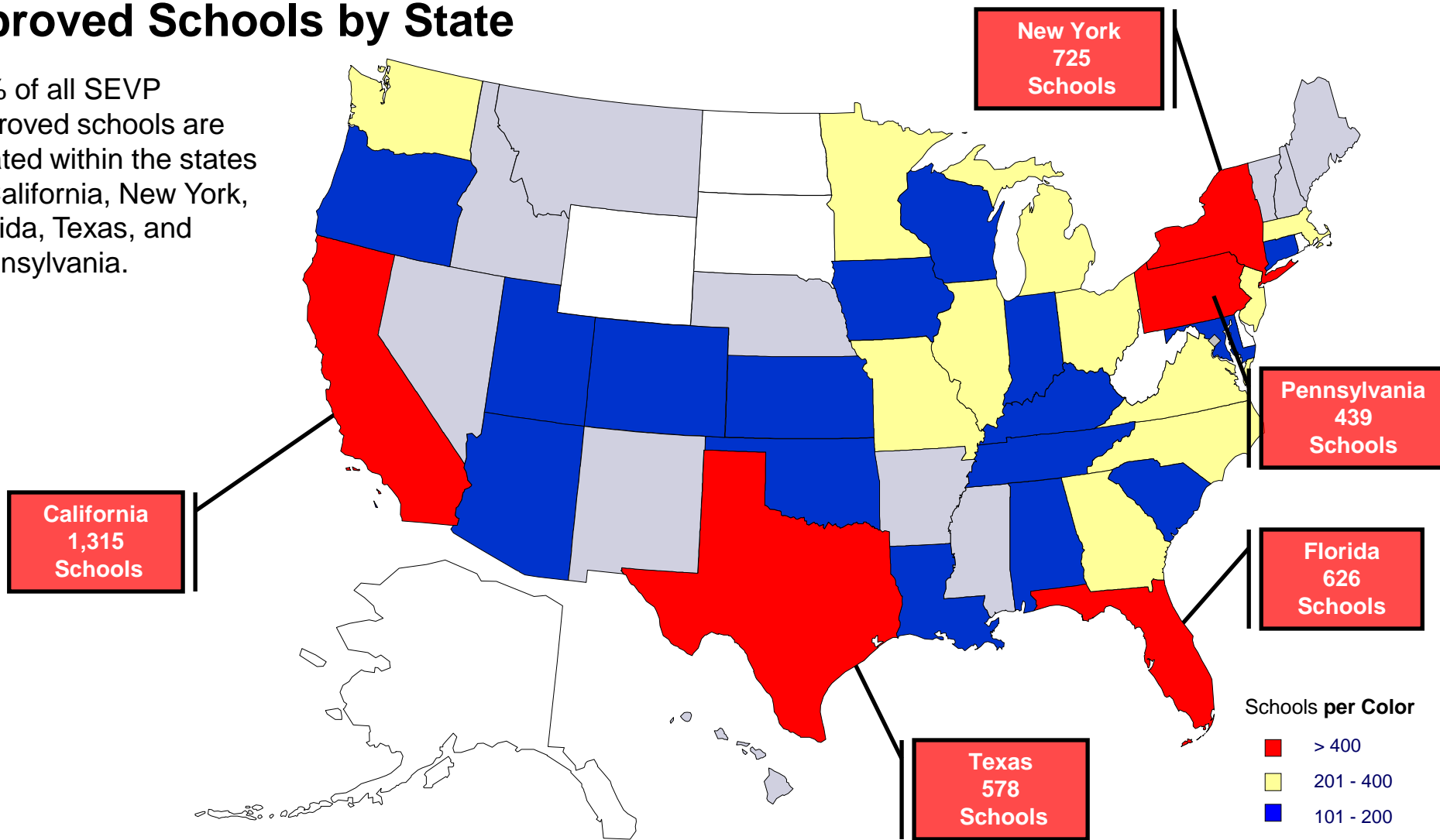
SEVIS Program Totals as of September 30, 2010

Schools	
Approved	10,271
Students (F-1 & M-1)	
Active	847,529
Dependents	81,820
Completed	1,283,967
Metric	Total
Exchange Visitors Programs	
Active	1,447
Exchange Visitors (J-1)	
Active	186,049
Dependents	49,293
Inactive	2,157,189

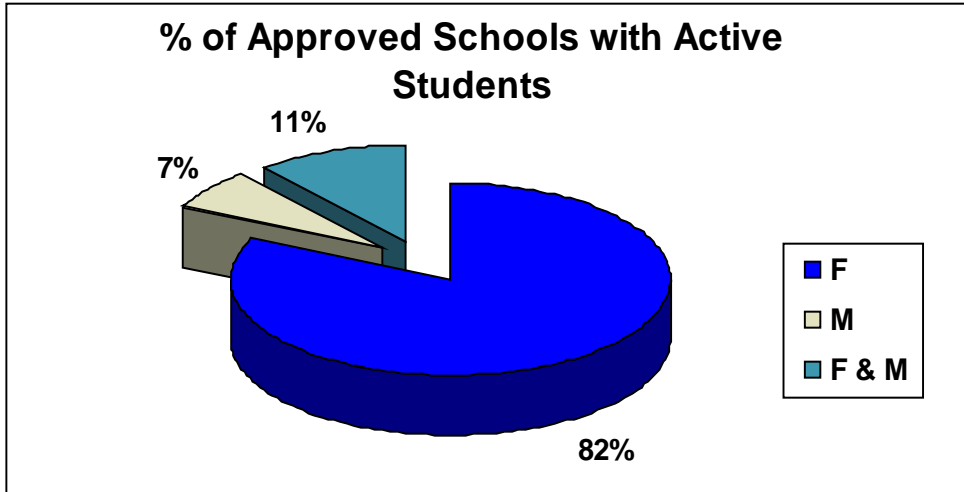


## Approved Schools by State

- ▶ 36% of all SEVP approved schools are located within the states of California, New York, Florida, Texas, and Pennsylvania.



## Approved Schools



# of Active Students	# of Schools
>5,000	14
1,001 - 5,000	179
501 - 1,000	170
101 - 500	863
51 - 100	669
11 - 50	1,790
1 - 10	2,968
0	3,618

Top Five F-1 and M-1 Approved Schools	
School Name	# of Active Students
Cornell University	4,535
Houston Community College System	3,640
Santa Monica College	3,425
The University Of Iowa	2,316
Northern Virginia Community College	2,064

Top Five F-1 Approved Schools	
School Name	# of Active Students
The City University Of New York	11,453
University Of Southern California	8,572
Purdue University	7,605
University Of Illinois	7,322
Columbia University In The City Of New York	7,213

Top Five M-1 Approved Schools	
School Name	# of Active Students
Bethel School Of Supernatural Ministry	408
Transpac Aviation Academy	375
Sabena Airline Training Center, Inc.	160
U.S. Flight Academy	160
Orlando Flight Training	154

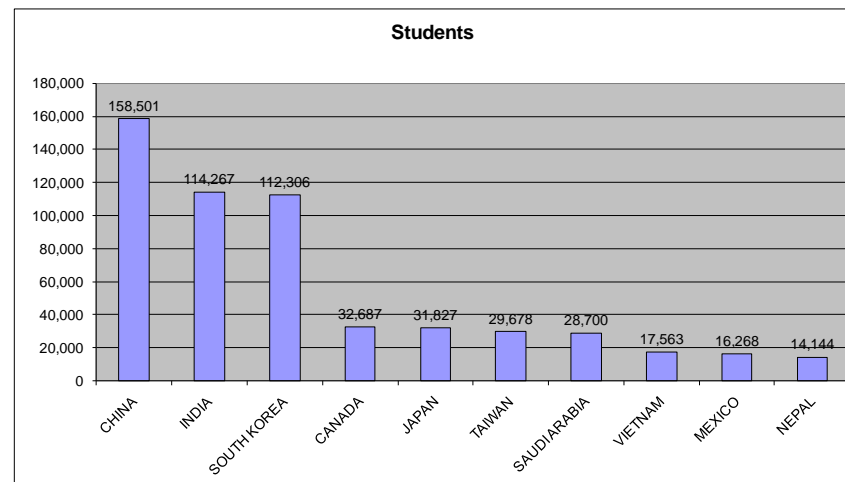


## IV. F-1 & M-1 Nonimmigrant Student Data

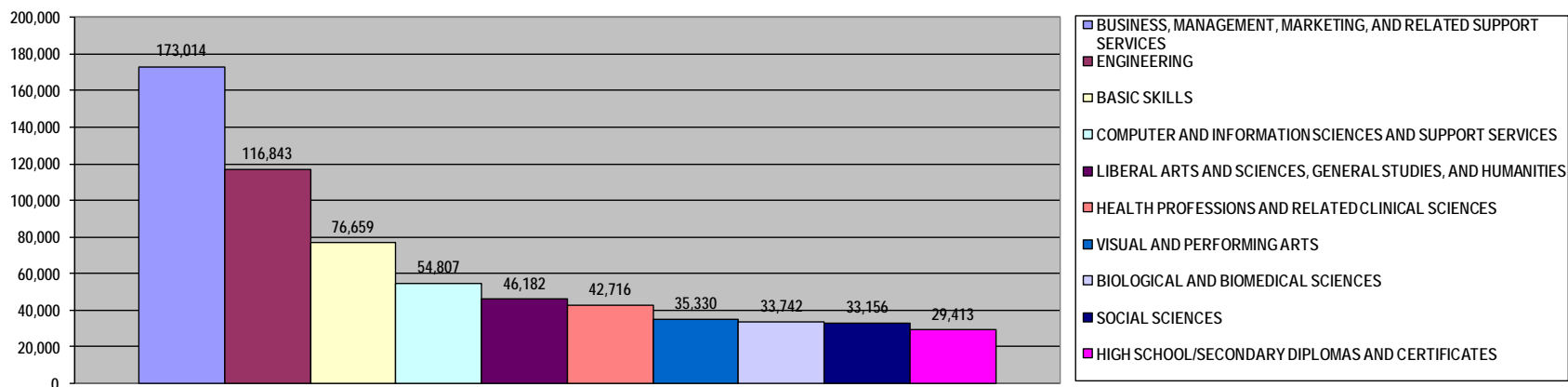
### Geographic Region and Major

- ▶ China is the country with the highest number of Active students (158,501).
- ▶ The leading Major continues to be Business for 173,014 international students.
- ▶ DHS certified schools may offer multiple curricula but must be approved for each specific curriculum in which they enroll F/ M students.

Top Ten Country of Citizenship



Top Ten Majors

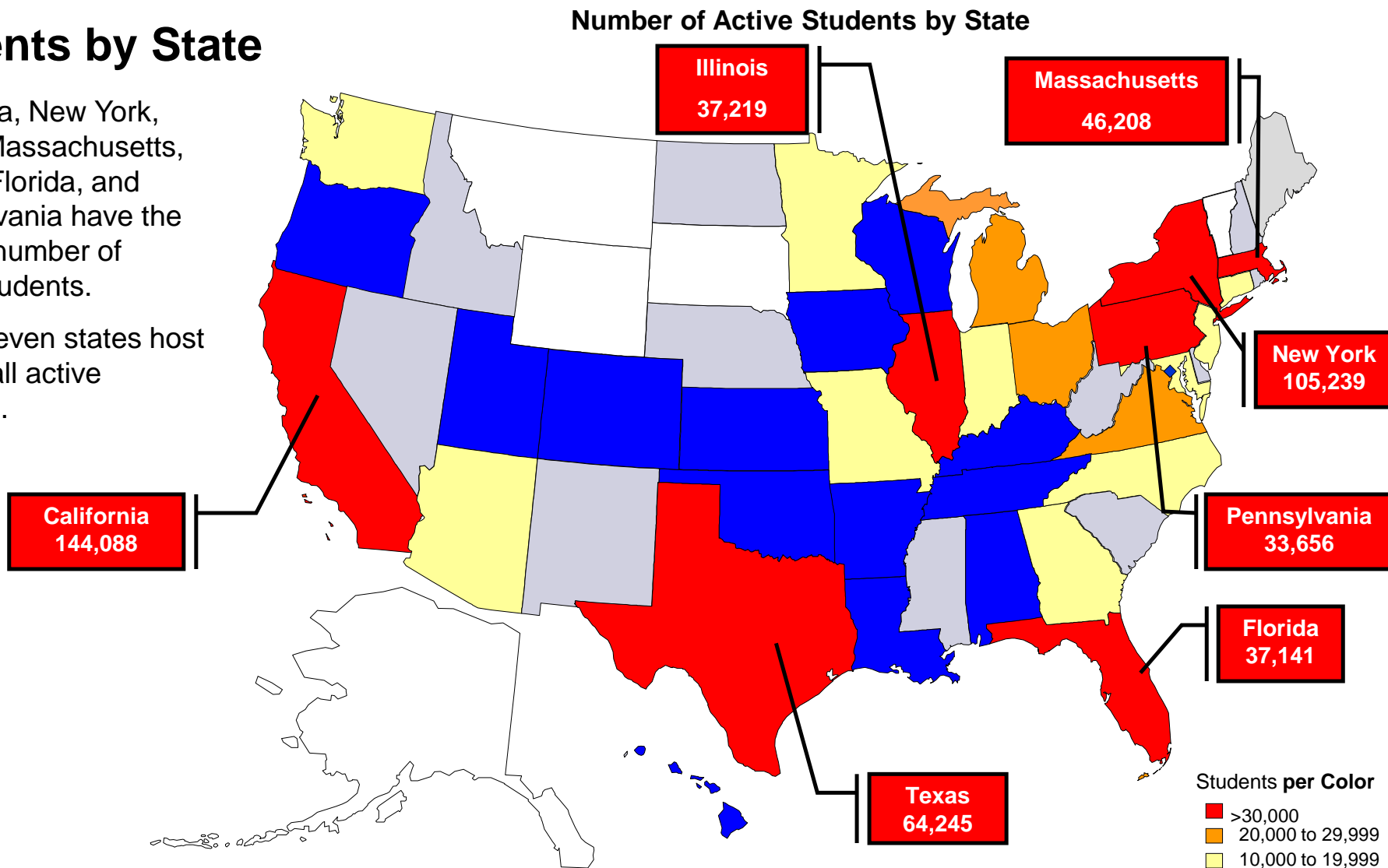




## IV. F-1 & M-1 Nonimmigrant Student Data

### Students by State

- ▶ California, New York, Texas, Massachusetts, Illinois, Florida, and Pennsylvania have the highest number of active students.
- ▶ These seven states host 55% of all active students.







### Level of Education and Course of Study

- ▶ 69% of active students are enrolled in Bachelor's, Master's or Doctoral programs.
- ▶ An approved school may offer several levels of education from pre-school, elementary, high school, to post secondary education level.

Education Level by Active Students

