



Student and Exchange Visitor Information System

General Summary Quarterly Review

For the quarter ending March 31, 2012

April 2, 2012



Table of Contents

Page

I. Introduction	2
II. Management Summary	3
III. School Data	4
IV. F-1 and M-1 Nonimmigrant Student Data	6



SEVP and SEVIS

The Student and Exchange Visitor Program (SEVP) manages the Student and Exchange Visitor Information System (SEVIS). SEVP is a program under the Immigration and Customs Enforcement (ICE) agency within Department of Homeland Security (DHS).

SEVIS came online in 2003 to track and monitor the status and activities of nonimmigrant students and exchange visitors (EVs) who enter the United States. This web-based system collects real-time information on nonimmigrant students, EVs, approved schools, and program sponsors. This information is available to a variety of stakeholders. SEVIS also retains information on Exchange Visitor Program sponsors and visitors that are approved by the Department of State (DoS). The DoS web site is

<http://eca.state.gov/jexchanges/index.cfm>

This quarterly review is based on information retrieved on April 2, 2012. As SEVIS is a real-time data base, exact numbers within this review were accurate as of the date retrieved. The below list contains the various organizations, including DHS – ICE Counterterrorism and Criminal Exploitation Unit (CTCEU), that request data and information stored in SEVIS. SEVP continues to see the number of requests increase as SEVP's abilities and SEVIS' capabilities expand.

DHS - ICE (SEVP)
Department of State (DoS)
Exchange Visitor Programs
Congress
Private Organizations

DHS - ICE (CTCEU)
Schools
Embassies and Consulates
Law Enforcement and Intelligence Agencies
Other Governmental Agencies and Entities



Management Review Summary

The SEVIS “General Summary Quarterly Review” is produced to provide a snap-shot of useful information to SEVP management and a variety of SEVIS stakeholders.

This edition of the review represents a sample of information collected from SEVIS data on April 2, 2012.

Since the program’s inception, the total volume of data in SEVIS continues to grow. On April 2, 2012, SEVIS contained records for **1,189,037** active nonimmigrant students, exchange visitors, and their dependents. The total number of records for all F-1, M-1, and J-1 visa holders has increased to approximately 9.5 **million**.

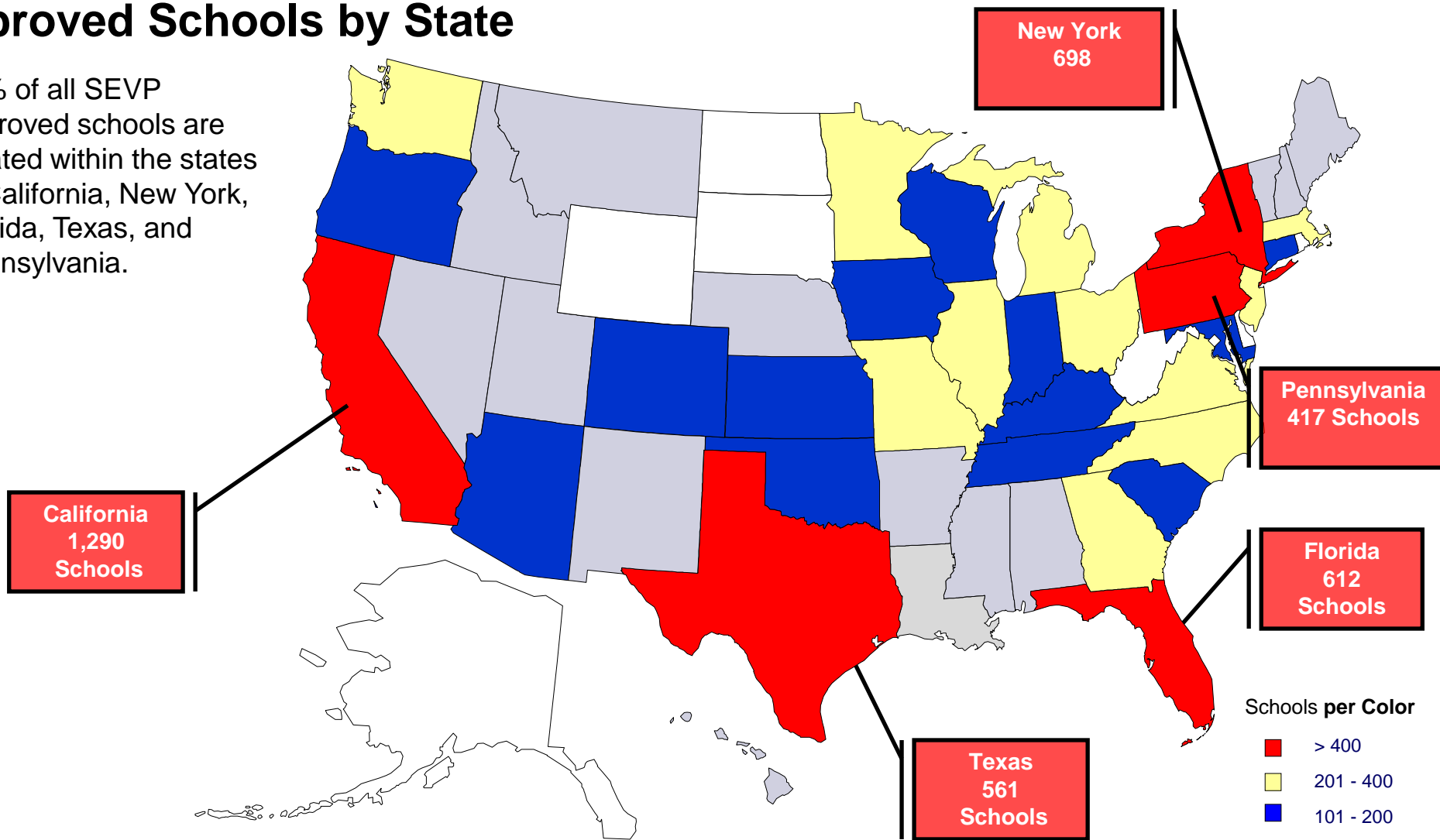
SEVIS Program Totals as of April 2, 2012

Metric	Total
Schools	
Approved	9,888
Students (F-1 & M-1)	
Active	879,005
Dependents	85,073
Completed	1,613,815
Metric	Total
Exchange Visitors Programs	
Active	1,426
Exchange Visitors (J-1)	
Active	172,870
Dependents	52,089
Inactive	2,552,602



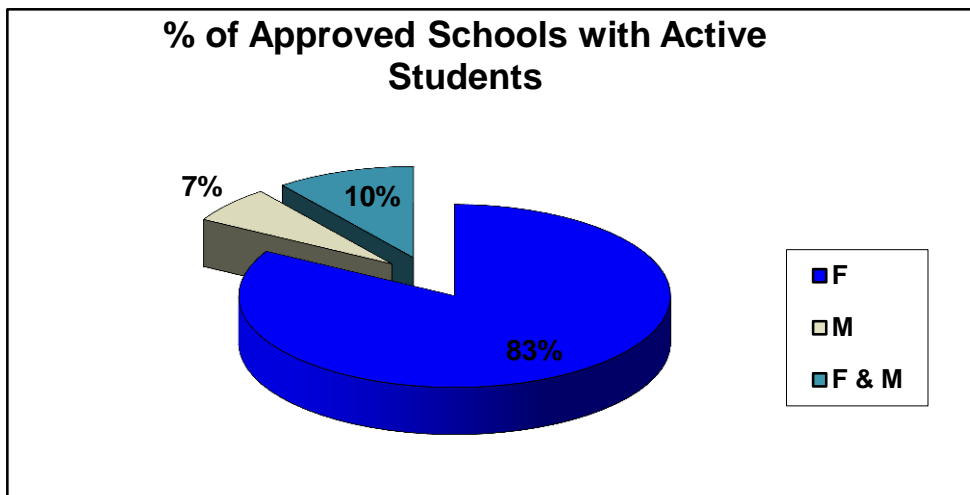
Approved Schools by State

- ▶ 36% of all SEVP approved schools are located within the states of California, New York, Florida, Texas, and Pennsylvania.





Approved Schools



# of Active Students	# of Schools
>5,000	14
1,001 - 5,000	186
501 - 1,000	167
101 - 500	915
51 - 100	696
11 - 50	1,885
1 - 10	2,943
0	3,082

Top Five F-1 and M-1 Approved Schools	
School Name	# of Active Students
Cornell University	4,068
Santa Monica College	3,525
Houston Community College System	3,323
The University of Iowa	2,733
Northern Virginia Community College	2,218

Top Five F-1 Approved Schools	
School Name	# of Active Students
The City University of New York	10,079
University of Southern California	8,505
Purdue University	8,447
University of Illinois	7,648
Columbia University in the City of New York	7,018

Top Five M-1 Approved Schools	
School Name	# of Active Students
Bethel School of Supernatural Ministry	531
TransPac Aviation Academy	353
ORLANDO FLIGHT TRAINING	280
Florida Institute of Technology	271
Dean International, Inc.	237

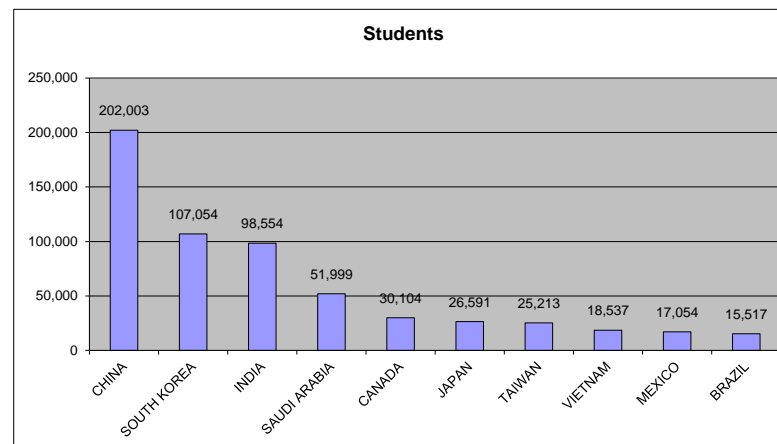


IV. F-1 & M-1 Nonimmigrant Student Data

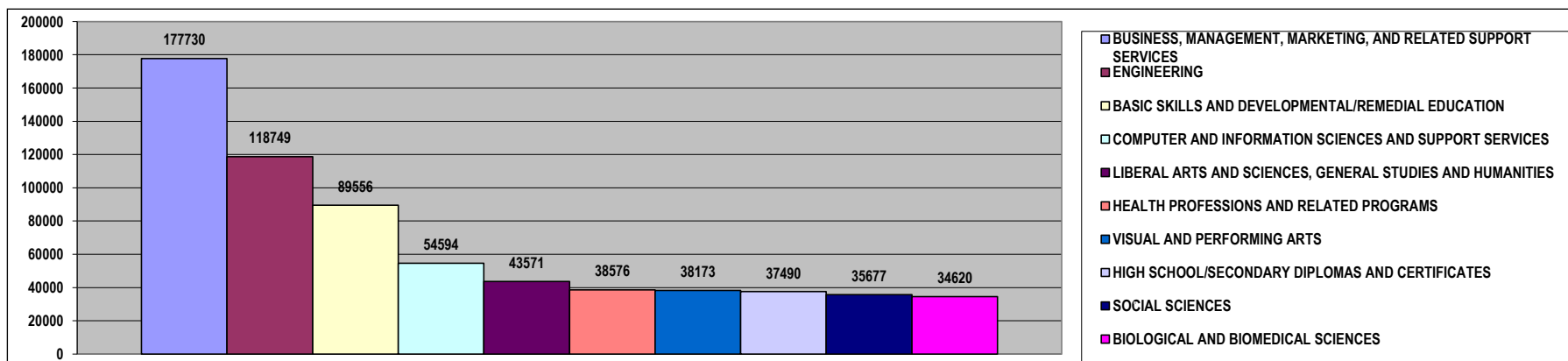
Geographic Region and Major

- ▶ China is the country with the highest number of Active students (202,003).
- ▶ The leading Major continues to be Business for 177,730 international students.
- ▶ DHS certified schools may offer multiple curricula but must be approved for each specific curriculum in which they enroll F/ M students.

Top Ten Countries of Citizenship



Top Ten Majors



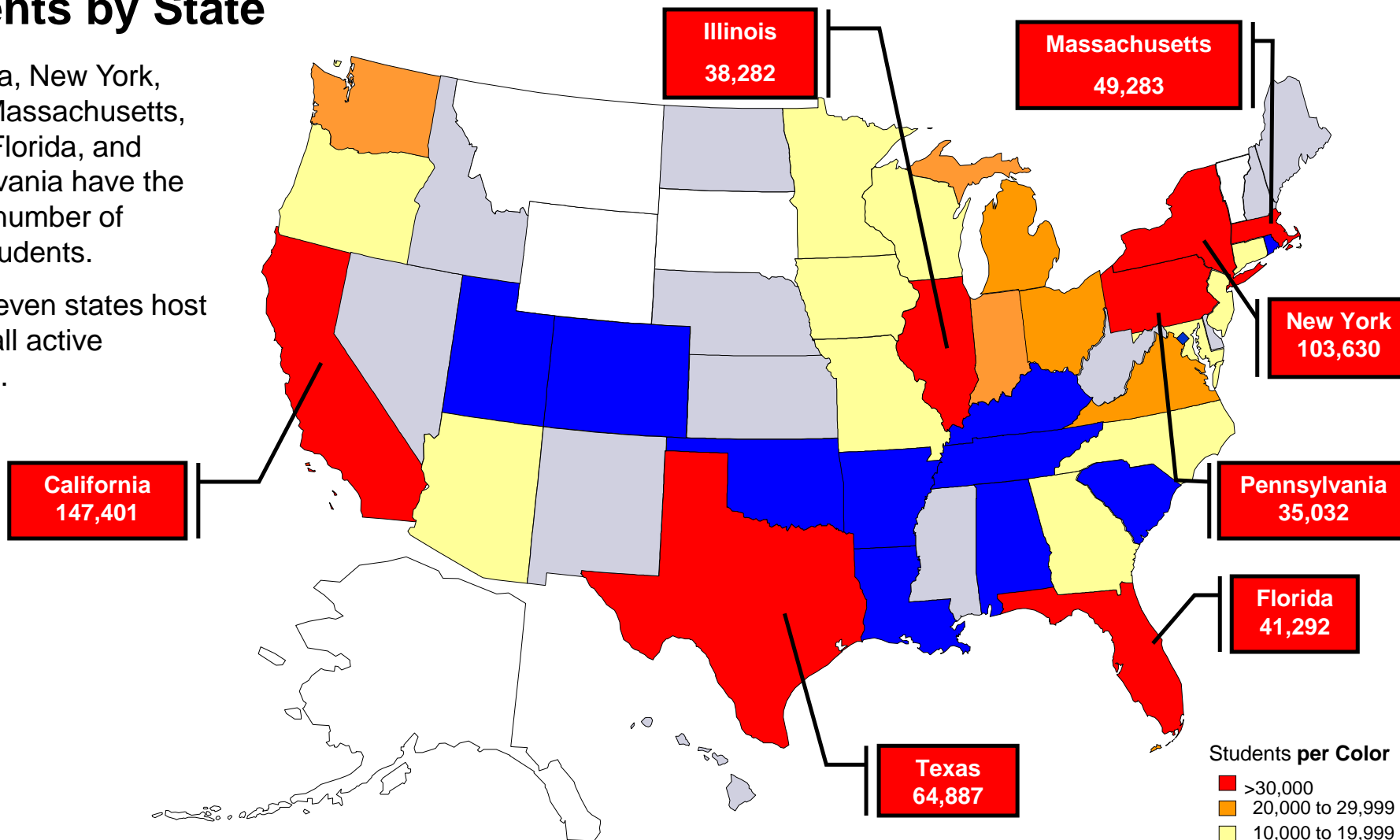


IV. F-1 & M-1 Nonimmigrant Student Data

Students by State

- ▶ California, New York, Texas, Massachusetts, Illinois, Florida, and Pennsylvania have the highest number of active students.
- ▶ These seven states host 55% of all active students.

Number of Active Students by State



Students per Color

- >30,000
- 20,000 to 29,999
- 10,000 to 19,999
- 5,000 to 9,999
- 2,000 to 4,999
- < 2,000



Level of Education and Course of Study

- ▶ 69% of active students are enrolled in Bachelor's, Master's or Doctoral programs.
- ▶ An approved school may offer several levels of education from pre-school, elementary, high school, to post secondary education level.

Education Level by Active Students

